

QUARTERLY STATEMENT

OF THE

American National Life Insurance Company of Texas

TO THE

Insurance Department

OF THE

STATE OF

Texas

FOR THE QUARTER ENDED
SEPTEMBER 30, 2025

☒ LIFE, ACCIDENT AND HEALTH

☐ FRATERNAL BENEFIT SOCIETIES

2025



LIFE, ACCIDENT AND HEALTH COMPANIES/FRATERNAL BENEFIT SOCIETIES - ASSOCIATION EDITION

QUARTERLY STATEMENT

AS OF SEPTEMBER 30, 2025
OF THE CONDITION AND AFFAIRS OF THE

American National Life Insurance Company of Texas

NAIC Group Code 0408 0408 NAIC Company Code 71773 Employer's ID Number 75-1016594
(Current) (Prior)

Organized under the Laws of Texas, State of Domicile or Port of Entry TX

Country of Domicile United States of America

Licensed as business type: Life, Accident and Health [X] Fraternal Benefit Societies []

Incorporated/Organized 12/02/1954 Commenced Business 12/20/1954

Statutory Home Office One Moody Plaza, Galveston, TX, US 77550
(Street and Number) (City or Town, State, Country and Zip Code)

Main Administrative Office One Moody Plaza
(Street and Number)
Galveston, TX, US 77550, 409-763-4661
(City or Town, State, Country and Zip Code) (Area Code) (Telephone Number)

Mail Address One Moody Plaza, Galveston, TX, US 77550
(Street and Number or P.O. Box) (City or Town, State, Country and Zip Code)

Primary Location of Books and Records One Moody Plaza
(Street and Number)
Galveston, TX, US 77550, 409-766-6057
(City or Town, State, Country and Zip Code) (Area Code) (Telephone Number)

Internet Website Address www.americannational.com

Statutory Statement Contact De'Shawna Charnelle Sherman, 409-766-6057
(Name) (Area Code) (Telephone Number)
FinancialStatementContact@AmericanNational.com, 409-766-6936
(E-mail Address) (FAX Number)

OFFICERS

Chairman of the Board, President & Chief Executive Officer	<u>Timothy Allen Walsh</u>	Senior Vice President, Chief Financial Officer & Treasurer	<u>Brody Jason Merrill</u>
Senior Vice President, General Counsel & Corporate Secretary	<u>Sean Anthony Monticello #</u>		

OTHER

Bereket "Josh" Feyissa, Executive Vice President & Chief Operating Officer	<u>Matthew Russell Byrd #, Senior Vice President</u>	<u>Michael Scott Marquis, Senior Vice President</u>
<u>Cecilia Guerrero Pardo, Senior Vice President</u>	<u>Zachary Myles Axelrod #, Chief Actuary</u>	
· DIRECTORS OR TRUSTEES		
<u>Bereket "Josh" Feyissa #</u>	<u>Brody Jason Merrill</u>	<u>Sean Anthony Monticello #</u>
<u>Cecilia Guerrero Pardo</u>	<u>Timothy Allen Walsh</u>	

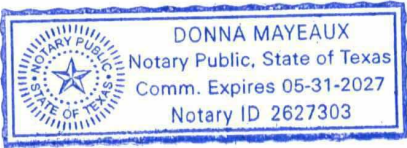
State of Texas SS:
County of Galveston

The officers of this reporting entity being duly sworn, each depose and say that they are the described officers of said reporting entity, and that on the reporting period stated above, all of the herein described assets were the absolute property of the said reporting entity, free and clear from any liens or claims thereon, except as herein stated, and that this statement, together with related exhibits, schedules and explanations therein contained, annexed or referred to, is a full and true statement of all the assets and liabilities and of the condition and affairs of the said reporting entity as of the reporting period stated above, and of its income and deductions therefrom for the period ended, and have been completed in accordance with the NAIC Annual Statement Instructions and Accounting Practices and Procedures manual except to the extent that: (1) state law may differ; or, (2) that state rules or regulations require differences in reporting not related to accounting practices and procedures, according to the best of their information, knowledge and belief, respectively. Furthermore, the scope of this attestation by the described officers also includes the related corresponding electronic filing with the NAIC, when required, that is an exact copy (except for formatting differences due to electronic filing) of the enclosed statement. The electronic filing may be requested by various regulators in lieu of or in addition to the enclosed statement.

<u>Timothy A. Walsh</u> Timothy Allen Walsh Chairman of the Board, President & Chief Executive Officer	<u>Sean Anthony Monticello</u> Sean Anthony Monticello Senior Vice President, General Counsel & Corporate Secretary	<u>Brody Jason Merrill</u> Brody Jason Merrill Senior Vice President, Chief Financial Officer & Treasurer
---	--	--

Subscribed and sworn to before me this 10th day of November 2025
Donna Mayeaux

- a. Is this an original filing? Yes [X] No []
b. If no,
1. State the amendment number.....
2. Date filed
3. Number of pages attached.....



ASSETS

	Current Statement Date			4 December 31 Prior Year Net Admitted Assets
	1 Assets	2 Nonadmitted Assets	3 Net Admitted Assets (Cols. 1 - 2)	
1. Bonds	14,273,083		14,273,083	15,604,655
2. Stocks:				
2.1 Preferred stocks				
2.2 Common stocks	2,041,204		2,041,204	2,004,282
3. Mortgage loans on real estate:				
3.1 First liens				
3.2 Other than first liens.....				
4. Real estate:				
4.1 Properties occupied by the company (less \$ encumbrances)				
4.2 Properties held for the production of income (less \$ encumbrances)				
4.3 Properties held for sale (less \$ encumbrances)				
5. Cash (\$ 1,123,016), cash equivalents (\$ 1,084,274) and short-term investments (\$)	2,207,290		2,207,290	3,580,229
6. Contract loans (including \$ premium notes)				
7. Derivatives				
8. Other invested assets				
9. Receivables for securities				
10. Securities lending reinvested collateral assets				
11. Aggregate write-ins for invested assets				
12. Subtotals, cash and invested assets (Lines 1 to 11)	18,521,577		18,521,577	21,189,166
13. Title plants less \$ charged off (for Title insurers only)				
14. Investment income due and accrued	39,624		39,624	141,615
15. Premiums and considerations:				
15.1 Uncollected premiums and agents' balances in the course of collection	17,971		17,971	(129,771)
15.2 Deferred premiums, agents' balances and installments booked but deferred and not yet due (including \$ earned but unbilled premiums)				1,454
15.3 Accrued retrospective premiums (\$) and contracts subject to redetermination (\$)				
16. Reinsurance:				
16.1 Amounts recoverable from reinsurers	1,371,650		1,371,650	1,710,443
16.2 Funds held by or deposited with reinsured companies				
16.3 Other amounts receivable under reinsurance contracts	1,010,931		1,010,931	2,262,526
17. Amounts receivable relating to uninsured plans				
18.1 Current federal and foreign income tax recoverable and interest thereon	1,617,029		1,617,029	1,395,806
18.2 Net deferred tax asset	2,245,879	1,565,233	680,646	1,650,269
19. Guaranty funds receivable or on deposit	260,969		260,969	260,188
20. Electronic data processing equipment and software				
21. Furniture and equipment, including health care delivery assets (\$)				
22. Net adjustment in assets and liabilities due to foreign exchange rates				
23. Receivables from parent, subsidiaries and affiliates	2,604,551		2,604,551	781,787
24. Health care (\$) and other amounts receivable	96,086	96,086		
25. Aggregate write-ins for other than invested assets	620,190		620,190	192,303
26. Total assets excluding Separate Accounts, Segregated Accounts and Protected Cell Accounts (Lines 12 to 25)	28,406,457	1,661,319	26,745,138	29,455,786
27. From Separate Accounts, Segregated Accounts and Protected Cell Accounts				
28. Total (Lines 26 and 27)	28,406,457	1,661,319	26,745,138	29,455,786
DETAILS OF WRITE-INS				
1101.				
1102.				
1103.				
1198. Summary of remaining write-ins for Line 11 from overflow page				
1199. Totals (Lines 1101 through 1103 plus 1198)(Line 11 above)				
2501. Taxes other than FIT	527,724		527,724	71,261
2502. Admitted Disallowed IMR	92,466		92,466	121,042
2503.				
2598. Summary of remaining write-ins for Line 25 from overflow page				
2599. Totals (Lines 2501 through 2503 plus 2598)(Line 25 above)	620,190		620,190	192,303

LIABILITIES, SURPLUS AND OTHER FUNDS

	1 Current Statement Date	2 December 31 Prior Year
1. Aggregate reserve for life contracts \$2,608,500 less \$ included in Line 6.3 (including \$ Modco Reserve)	2,608,500	3,074,935
2. Aggregate reserve for accident and health contracts (including \$ Modco Reserve)	49,980	171,143
3. Liability for deposit-type contracts (including \$ Modco Reserve).....	63,635	95,913
4. Contract claims:		
4.1 Life	424,617	1,652,247
4.2 Accident and health	674,963	861,224
5. Policyholders' dividends/refunds to members \$ and coupons \$ due and unpaid		
6. Provision for policyholders' dividends, refunds to members and coupons payable in following calendar year - estimated amounts:		
6.1 Policyholders' dividends and refunds to members apportioned for payment (including \$ Modco)		
6.2 Policyholders' dividends and refunds to members not yet apportioned (including \$ Modco)		
6.3 Coupons and similar benefits (including \$ Modco)		
7. Amount provisionally held for deferred dividend policies not included in Line 6		
8. Premiums and annuity considerations for life and accident and health contracts received in advance less \$ discount; including \$ accident and health premiums	5,177	6,400
9. Contract liabilities not included elsewhere:		
9.1 Surrender values on canceled contracts		
9.2 Provision for experience rating refunds, including the liability of \$ accident and health experience rating refunds of which \$ is for medical loss ratio rebate per the Public Health Service Act		
9.3 Other amounts payable on reinsurance, including \$ assumed and \$1,730,041 ceded	1,730,041	
9.4 Interest Maintenance Reserve		
10. Commissions to agents due or accrued-life and annuity contracts \$1,131 , accident and health \$ and deposit-type contract funds \$	1,131	1,162
11. Commissions and expense allowances payable on reinsurance assumed	61,141	472,385
12. General expenses due or accrued		
13. Transfers to Separate Accounts due or accrued (net) (including \$ accrued for expense allowances recognized in reserves, net of reinsured allowances)		
14. Taxes, licenses and fees due or accrued, excluding federal income taxes	529,975	5,420
15.1 Current federal and foreign income taxes, including \$ on realized capital gains (losses)		
15.2 Net deferred tax liability		
16. Unearned investment income	56	31
17. Amounts withheld or retained by reporting entity as agent or trustee	446,956	271,251
18. Amounts held for agents' account, including \$21,103 agents' credit balances	21,103	4,715,777
19. Remittances and items not allocated	215,314	168,280
20. Net adjustment in assets and liabilities due to foreign exchange rates		
21. Liability for benefits for employees and agents if not included above		
22. Borrowed money \$ and interest thereon \$		
23. Dividends to stockholders declared and unpaid		
24. Miscellaneous liabilities:		
24.01 Asset valuation reserve	485,920	487,926
24.02 Reinsurance in unauthorized and certified (\$) companies		
24.03 Funds held under reinsurance treaties with unauthorized and certified (\$) reinsurers		
24.04 Payable to parent, subsidiaries and affiliates	221,971	219,896
24.05 Drafts outstanding		
24.06 Liability for amounts held under uninsured plans		
24.07 Funds held under coinsurance		
24.08 Derivatives		
24.09 Payable for securities		
24.10 Payable for securities lending		
24.11 Capital notes \$ and interest thereon \$		
25. Aggregate write-ins for liabilities	222,190	214,687
26. Total liabilities excluding Separate Accounts business (Lines 1 to 25)	7,762,670	12,418,677
27. From Separate Accounts Statement		
28. Total liabilities (Lines 26 and 27)	7,762,670	12,418,677
29. Common capital stock	3,000,000	3,000,000
30. Preferred capital stock		
31. Aggregate write-ins for other than special surplus funds		
32. Surplus notes		
33. Gross paid in and contributed surplus	13,916,067	13,916,067
34. Aggregate write-ins for special surplus funds	92,466	121,042
35. Unassigned funds (surplus)	1,973,935	
36. Less treasury stock, at cost:		
36.1 shares common (value included in Line 29 \$)		
36.2 shares preferred (value included in Line 30 \$)		
37. Surplus (Total Lines 31+32+33+34+35-36) (including \$ in Separate Accounts Statement)	15,982,468	14,037,109
38. Totals of Lines 29, 30 and 37	18,982,468	17,037,109
39. Totals of Lines 28 and 38 (Page 2, Line 28, Col. 3)	26,745,138	29,455,786
DETAILS OF WRITE-INS		
2501. Pending escheat items	222,190	214,687
2502.		
2503.		
2598. Summary of remaining write-ins for Line 25 from overflow page		
2599. Totals (Lines 2501 through 2503 plus 2598)(Line 25 above)	222,190	214,687
3101.		
3102.		
3103.		
3198. Summary of remaining write-ins for Line 31 from overflow page		
3199. Totals (Lines 3101 through 3103 plus 3198)(Line 31 above)		
3401. Admitted Disallowed IMR	92,466	121,042
3402.		
3403.		
3498. Summary of remaining write-ins for Line 34 from overflow page		
3499. Totals (Lines 3401 through 3403 plus 3498)(Line 34 above)	92,466	121,042

SUMMARY OF OPERATIONS

	1	2	3
	Current Year To Date	Prior Year To Date	Prior Year Ended December 31
1. Premiums and annuity considerations for life and accident and health contracts	2,081,537	(39,829,416)	(39,708,523)
2. Considerations for supplementary contracts with life contingencies			
3. Net investment income	814,785	3,274,697	6,786,701
4. Amortization of Interest Maintenance Reserve (IMR)	(28,835)	48,191	(65,708)
5. Separate Accounts net gain from operations excluding unrealized gains or losses			
6. Commissions and expense allowances on reinsurance ceded	1,667,189	19,231,035	22,600,700
7. Reserve adjustments on reinsurance ceded			
8. Miscellaneous Income:			
8.1 Income from fees associated with investment management, administration and contract guarantees from Separate Accounts.....			
8.2 Charges and fees for deposit-type contracts			
8.3 Aggregate write-ins for miscellaneous income	12,439	14,501	15,663
9. Totals (Lines 1 to 8.3)	4,547,115	(17,260,992)	(10,371,167)
10. Death benefits	(655,257)	4,095,530	3,141,683
11. Matured endowments (excluding guaranteed annual pure endowments)	2,000	5,193	10,209
12. Annuity benefits	5,086	4,675	21,501
13. Disability benefits and benefits under accident and health contracts	2,470,712	1,402,472	2,136,096
14. Coupons, guaranteed annual pure endowments and similar benefits			
15. Surrender benefits and withdrawals for life contracts	1,578,263	778,291	1,160,585
16. Group conversions			
17. Interest and adjustments on contract or deposit-type contract funds	15,703	48,634	42,281
18. Payments on supplementary contracts with life contingencies	661	531	751
19. Increase in aggregate reserves for life and accident and health contracts	(587,598)	(70,414,733)	(70,408,916)
20. Totals (Lines 10 to 19)	2,829,570	(64,079,407)	(63,895,810)
21. Commissions on premiums, annuity considerations, and deposit-type contract funds (direct business only)	328,276	2,139,840	2,625,706
22. Commissions and expense allowances on reinsurance assumed	1,173,015	16,187,556	18,517,523
23. General insurance expenses and fraternal expenses	1,669,894	2,583,791	3,177,141
24. Insurance taxes, licenses and fees, excluding federal income taxes	294,588	(1,325,235)	(1,304,026)
25. Increase in loading on deferred and uncollected premiums	1,580	(33,578)	(29,578)
26. Net transfers to or (from) Separate Accounts net of reinsurance			
27. Aggregate write-ins for deductions	780	3,338,688	3,338,692
28. Totals (Lines 20 to 27)	6,297,703	(41,188,345)	(37,570,352)
29. Net gain from operations before dividends to policyholders and federal income taxes (Line 9 minus Line 28)	(1,750,588)	23,927,353	27,199,185
30. Dividends to policyholders and refunds to members			
31. Net gain from operations after dividends to policyholders, refunds to members and before federal income taxes (Line 29 minus Line 30)	(1,750,588)	23,927,353	27,199,185
32. Federal and foreign income taxes incurred (excluding tax on capital gains)	(221,185)	4,727,369	4,715,825
33. Net gain from operations after dividends to policyholders, refunds to members and federal income taxes and before realized capital gains or (losses) (Line 31 minus Line 32)	(1,529,403)	19,199,984	22,483,360
34. Net realized capital gains (losses) (excluding gains (losses) transferred to the IMR) less capital gains tax of \$ 31 (excluding taxes of \$ (69) transferred to the IMR)	(31)	(2,604)	136,620
35. Net income (Line 33 plus Line 34)	(1,529,434)	19,197,380	22,619,980
CAPITAL AND SURPLUS ACCOUNT			
36. Capital and surplus, December 31, prior year	17,037,109	53,613,459	53,613,459
37. Net income (Line 35)	(1,529,434)	19,197,380	22,619,980
38. Change in net unrealized capital gains (losses) less capital gains tax of \$ 7,754	29,169	45,952	310,273
39. Change in net unrealized foreign exchange capital gain (loss)			
40. Change in net deferred income tax	160,430	(4,025,202)	(4,806,822)
41. Change in nonadmitted assets	4,401,709	4,850,355	4,823,606
42. Change in liability for reinsurance in unauthorized and certified companies			
43. Change in reserve on account of change in valuation basis, (increase) or decrease			
44. Change in asset valuation reserve	2,006	138,988	377,858
45. Change in treasury stock			
46. Surplus (contributed to) withdrawn from Separate Accounts during period			
47. Other changes in surplus in Separate Accounts Statement			
48. Change in surplus notes			
49. Cumulative effect of changes in accounting principles			
50. Capital changes:			
50.1 Paid in			
50.2 Transferred from surplus (Stock Dividend)			
50.3 Transferred to surplus			
51. Surplus adjustment:			
51.1 Paid in			(27,236,433)
51.2 Transferred to capital (Stock Dividend)			
51.3 Transferred from capital			
51.4 Change in surplus as a result of reinsurance	(143,132)	13,590,359	12,811,331
52. Dividends to stockholders		(7,700,000)	(45,463,567)
53. Aggregate write-ins for gains and losses in surplus	(975,389)	(10,217)	(12,576)
54. Net change in capital and surplus for the year (Lines 37 through 53)	1,945,359	26,087,615	(36,576,350)
55. Capital and surplus, as of statement date (Lines 36 + 54)	18,982,468	79,701,074	17,037,109
DETAILS OF WRITE-INS			
08.301. Group Reinsurance Fee Income	9,809		1,013
08.302. Miscellaneous Income	2,630	14,501	14,650
08.303.			
08.398. Summary of remaining write-ins for Line 8.3 from overflow page			
08.399. Totals (Lines 08.301 through 08.303 plus 08.398) (Line 8.3 above)	12,439	14,501	15,663
2701. Fines and Penalties to Regulatory Authorities	780	2,605	2,610
2702. Life Reinsurance Expenses		3,336,083	3,336,082
2703.			
2798. Summary of remaining write-ins for Line 27 from overflow page			
2799. Totals (Lines 2701 through 2703 plus 2798)(Line 27 above)	780	3,338,688	3,338,692
5301. Change in deferred tax on non-admitted items	(975,389)	(10,217)	(12,576)
5302.			
5303.			
5398. Summary of remaining write-ins for Line 53 from overflow page			
5399. Totals (Lines 5301 through 5303 plus 5398)(Line 53 above)	(975,389)	(10,217)	(12,576)

STATEMENT AS OF SEPTEMBER 30, 2025 OF THE AMERICAN NATIONAL LIFE INSURANCE COMPANY OF TEXAS

CASH FLOW

	1 Current Year To Date	2 Prior Year To Date	3 Prior Year Ended December 31
Cash from Operations			
1. Premiums collected net of reinsurance	3,668,857	(35,176,502)	(40,532,880)
2. Net investment income	909,308	4,116,895	7,730,921
3. Miscellaneous income	586,710	19,642,522	23,013,349
4. Total (Lines 1 to 3)	5,164,875	(11,417,085)	(9,788,610)
5. Benefit and loss related payments	2,777,928	10,679,570	5,869,295
6. Net transfers to Separate Accounts, Segregated Accounts and Protected Cell Accounts			
7. Commissions, expenses paid and aggregate write-ins for deductions	2,888,832	24,059,493	23,080,019
8. Dividends paid to policyholders			
9. Federal and foreign income taxes paid (recovered) net of \$ tax on capital gains (losses)		1,007,393	2,309,167
10. Total (Lines 5 through 9)	5,666,760	35,746,456	31,258,481
11. Net cash from operations (Line 4 minus Line 10)	(501,885)	(47,163,541)	(41,047,091)
Cash from Investments			
12. Proceeds from investments sold, matured or repaid:			
12.1 Bonds	2,015,200	34,582,695	55,377,639
12.2 Stocks			
12.3 Mortgage loans			
12.4 Real estate			
12.5 Other invested assets		4,600,000	7,890,000
12.6 Net gains or (losses) on cash, cash equivalents and short-term investments			417
12.7 Miscellaneous proceeds			
12.8 Total investment proceeds (Lines 12.1 to 12.7)	2,015,200	39,182,695	63,268,056
13. Cost of investments acquired (long-term only):			
13.1 Bonds	676,463	198,609	198,609
13.2 Stocks		48,072	48,059
13.3 Mortgage loans			
13.4 Real estate			
13.5 Other invested assets		4,050,000	5,168,780
13.6 Miscellaneous applications		610,991	610,991
13.7 Total investments acquired (Lines 13.1 to 13.6)	676,463	4,907,672	6,026,439
14. Net increase/(decrease) in contract loans and premium notes		(2,590,185)	(2,590,185)
15. Net cash from investments (Line 12.8 minus Line 13.7 and Line 14)	1,338,737	36,865,208	59,831,802
Cash from Financing and Miscellaneous Sources			
16. Cash provided (applied):			
16.1 Surplus notes, capital notes			
16.2 Capital and paid in surplus, less treasury stock			(27,236,433)
16.3 Borrowed funds			
16.4 Net deposits on deposit-type contracts and other insurance liabilities	(16,575)	13,786	(94,238)
16.5 Dividends to stockholders		7,700,000	45,463,567
16.6 Other cash provided (applied)	(2,193,216)	12,240,734	11,570,375
17. Net cash from financing and miscellaneous sources (Line 16.1 through Line 16.4 minus Line 16.5 plus Line 16.6)	(2,209,791)	4,554,520	(61,223,863)
RECONCILIATION OF CASH, CASH EQUIVALENTS AND SHORT-TERM INVESTMENTS			
18. Net change in cash, cash equivalents and short-term investments (Line 11, plus Lines 15 and 17) .	(1,372,939)	(5,743,813)	(42,439,152)
19. Cash, cash equivalents and short-term investments:			
19.1 Beginning of year	3,580,229	46,019,381	46,019,381
19.2 End of period (Line 18 plus Line 19.1)	2,207,290	40,275,568	3,580,229

Note: Supplemental disclosures of cash flow information for non-cash transactions:			
20.0001. Life reinsurance expenses			3,336,082

EXHIBIT 1

DIRECT PREMIUMS AND DEPOSIT-TYPE CONTRACTS			
	1 Current Year To Date	2 Prior Year To Date	3 Prior Year Ended December 31
1. Individual life	2,214,954	2,778,700	2,643,114
2. Group life	6,651	6,817	9,184
3. Individual annuities	86,727	4,808	5,281
4. Group annuities			
5. Accident & health	10,090,133	15,922,951	25,080,797
6. Fraternal			
7. Other lines of business			
8. Subtotal (Lines 1 through 7)	12,398,465	18,713,276	27,738,376
9. Deposit-type contracts			
10. Total (Lines 8 and 9)	12,398,465	18,713,276	27,738,376

Notes to the Financial Statements

1. Summary of Significant Accounting Policies and Going Concern

A. Accounting Practices

The financial statements of American National Insurance Company of Texas (the "Company") are presented on the basis of accounting practices prescribed or permitted by the Texas Department of Insurance ("TDI").

The TDI recognizes only statutory accounting practices ("SAP") prescribed by the State of Texas for determining and reporting the financial condition and results of operations of an insurance company and for determining its solvency under the Texas Insurance Law. The National Association of Insurance Commissioners' ("NAIC") Accounting Practices and Procedures manual ("NAIC SAP") has been adopted as a component of prescribed or permitted practices by the State of Texas. The state has implemented and adopted certain exceptions to the prescribed accounting practices found in the NAIC SAP and the Insurance Commissioner of the State of Texas has the right to permit other specific practices that deviate from prescribed practices. As of the date of this report, the Company has not implemented any such exceptions, has not requested permission for a permitted practice, nor been directed by the State of Texas to implement any accounting practice unique to the Company.

The following table presents a reconciliation of the Company's net income and capital and surplus between NAIC SAP and practices prescribed or permitted by the State of Texas:

	SSAP #	F/S Page	F/S Line #	09/30/2025	12/31/2024
Net Income					
(1) State basis (Page 4, Line 35, Columns 1 & 3)	XXX	XXX	XXX	\$ (1,529,434)	\$ 22,619,980
(2) State prescribed practices that are an increase / (decrease) from NAIC SAP:					
(3) State permitted practices that are an increase / (decrease) from NAIC SAP:					
(4) NAIC SAP (1-2-3=4)	XXX	XXX	XXX	<u>\$ (1,529,434)</u>	<u>\$ 22,619,980</u>
Surplus					
(5) State basis (Page 3, Line 38, Columns 1 & 2)	XXX	XXX	XXX	\$ 18,982,468	\$ 17,037,109
(6) State prescribed practices that are an increase / (decrease) from NAIC SAP:					
(7) State permitted practices that are an increase / (decrease) from NAIC SAP:					
(8) NAIC SAP (5-6-7=8)	XXX	XXX	XXX	<u>\$ 18,982,468</u>	<u>\$ 17,037,109</u>

B. Use of Estimates in the Preparation of the Financial Statements - No Significant Changes

C. Accounting Policy

- (1) Short-term investments - No Significant Changes
- (2) Bonds are valued in accordance with the Securities Valuation Office ("SVO") and rules promulgated by the NAIC. For those securities that are not priced by the SVO, the price is obtained from independent pricing services. Bonds not backed by other loans are generally stated at amortized cost using the scientific interest method, except for bonds with an NAIC designation of 6, which are recorded at the lower of amortized cost or estimated fair value.
- (3) Common stocks - No Significant Changes
- (4) Preferred stocks - None
- (5) Mortgage loans - None
- (6) Asset-backed securities are stated at either amortized cost or, when the NAIC rating is 6, at the lower of amortized cost or fair market value. Amortized cost is determined using the retrospective method and includes anticipated prepayments.
- (7) Investments in subsidiaries, controlled and affiliated entities - No Significant Changes
- (8) Investments in joint ventures, partnerships and limited liability entities - None
- (9) Derivatives - None
- (10) Investment income as a factor in the premium deficiency calculation - None
- (11) Liabilities for losses and loss/claim adjustment expenses - No Significant Changes
- (12) Changes in capitalization policy - No Significant Changes
- (13) Pharmaceutical rebate receivables - None

D. Going Concern

Based upon its evaluation of relevant conditions and events, management did not have substantial doubt about the Company's ability to continue as a going concern.

2. Accounting Changes and Corrections of Errors

Effective January 1, 2025, the Company adopted the NAIC's principle-based bond definition as required by SSAP No. 26R, *Bonds* and SSAP No. 43R, *Asset-Backed Securities (formerly Loan-Backed and Structured Securities)*. The updated definition clarifies the characteristics of a bond for statutory accounting purposes and establishes principles- based criteria to determine whether a security qualifies as a bond.

Under the new definition, a bond is generally defined as a security that represents a creditor relationship, where the investor is entitled to receive a fixed schedule of one or more payments. A bond must have pre-determined principal and interest payments (whether fixed interest or variable interest) with contractual amounts that do not vary based on appreciation or depreciation of underlying collateral or other non-debt variables. Investments that possess equity-like characteristics were further analyzed based on various characteristics to rebut the presumption that they did not meet the creditor relationship. The principle-based approach emphasizes the assessment of the substance of the investment's structure and the underlying cash flow characteristics, rather than legal form alone.

Notes to the Financial Statements

2. Accounting Changes and Corrections of Errors (Continued)

A key aspect of the new guidance is the requirement to classify bonds as either issuer credit obligations ("ICO"), which are now reported on Schedule D, Part 1, Section 1, or asset-backed securities ("ABS"), which are now reported on Schedule D, Part 1, Section 2. ICOs are obligations backed by the general creditworthiness of an operating entity, while ABS are bonds created for the primary purpose of raising debt capital where repayment is supported primarily by the cash flows from an underlying discrete pool of financial assets or cash generating non-financial assets. For ABS, the bonds were further evaluated to ensure they had substantive credit enhancement and, if the underlying collateral was cash-generating non-financial assets, that they met the meaningful cash flow criteria.

As a result of implementing the new bond definition, the Company conducted a comprehensive review of its investment portfolio. This review included an assessment of securities previously classified as bonds to determine whether they qualify under the revised definition and whether they are classified as an ICO or ABS. The review resulted in the reclassification of certain securities that no longer meet the definition of a bond effective January 1, 2025 and reported as non-bonds on Schedule BA. The Company also had certain hybrid investments that were reclassified to Schedule BA, Capital Notes.

The review did not result in needing to reclassify any securities that no longer meet the definition of a bond and did not have any financial impact as of January 1, 2025.

Additionally, effective January 1, 2025, the Company adopted the revisions in Ref# 2023-17, which provide clarification for the classification of cash equivalents and short-term investments. The guidance in SSAP 2, *Cash, Cash Equivalents, Drafts and Short-Term Investments* notes the following investments can no longer be reported as a cash equivalent or short-term investment regardless of maturity date: asset-backed securities, all other invested assets (Schedule BA) including collateral loans and mortgage loans. The review did not result in classification changes.

These updates did not result in a change in total invested assets but may impact the accounting treatment and related disclosures of affected securities going forward. The Company has updated its internal investment policies and procedures to reflect the principle-based criteria and continues to monitor guidance issued by the NAIC to ensure ongoing compliance.

3. Business Combinations and Goodwill

- A. Statutory Purchase Method - None
- B. Statutory Merger - None
- C. Assumption Reinsurance - None
- D. Impairment Loss - None
- E. Subcomponents and Calculation of Adjusted Surplus and Total Admitted Goodwill - None

4. Discontinued Operations

- A. Discontinued Operation Disposed of or Classified as Held for Sale - None
- B. Change in Plan of Sale of Discontinued Operation - None
- C. Nature of Any Significant Continuing Involvement with Discontinued Operations After Disposal - None
- D. Equity Interest Retained in the Discontinued Operation After Disposal - None

5. Investments

- A. Mortgage Loans, including Mezzanine Real Estate Loans - None
- B. Debt Restructuring - None
- C. Reverse Mortgages - None
- D. Asset-Backed Securities
 - (1) Prepayment assumptions for mortgage-backed/asset-backed securities were obtained from independent third party pricing services or internal estimates.
 - (2) Asset-backed securities with a recognized other-than-temporary impairment (OTTI) - None
 - (3) Securities held that were other-than-temporarily impaired due to the present value of cash flows expected to be collected was less than the amortized cost of securities - None
 - (4) All impaired securities for which an OTTI has not been recognized in earnings as a realized loss - None
 - (5) All asset-backed securities in an unrealized loss position were reviewed to determine whether an other-than-temporary impairment should be recognized. As of September 30, 2025 the Company believes it has the intent and ability to hold securities long enough to allow the cost basis of these securities to be recovered. Although the investment securities above did not meet management's criteria for other-than-temporary impairment at this time, it is possible that future events or information could cause them to conclude that declines in value are other-than-temporary.
- E. Dollar Repurchase Agreements and/or Securities Lending Transactions - None
- F. Repurchase Agreements Transactions Accounted for as Secured Borrowing - None
- G. Reverse Repurchase Agreements Transactions Accounted for as Secured Borrowing - None
- H. Repurchase Agreements Transactions Accounted for as a Sale - None
- I. Reverse Repurchase Agreements Transactions Accounted for as a Sale - None
- J. Real Estate - None
- K. Investments in Tax Credit Structures (tax credit investments) - None
- L. Restricted Assets - No Significant Changes
- M. Working Capital Finance Investments - None
- N. Offsetting and Netting of Assets and Liabilities - None

Notes to the Financial Statements

5. Investments (Continued)

- O. 5GI Securities - None
- P. Short Sales - None
- Q. Prepayment Penalty and Acceleration Fees - None
- R. Reporting Entity's Share of Cash Pool by Asset Type - None
- S. Aggregate Collateral Loans by Qualifying Investment Collateral - None

6. Joint Ventures, Partnerships and Limited Liability Companies

- A. Investments in Joint Ventures, Partnerships or Limited Liability Companies that Exceed 10% of Admitted Assets - None
- B. Impaired Investments in Joint Ventures, Partnerships and Limited Liability Companies - None

7. Investment Income

- A. Due and Accrued Income Excluded from Surplus - No Significant Changes
- B. Total Amount Excluded - None
- C. The gross, nonadmitted and admitted amounts for interest income due and accrued - No Significant Changes
- D. The aggregate deferred interest - None
- E. The cumulative amounts of paid-in-kind (PIK) interest included in the current principal balance - None

8. Derivative Instruments

- A. Derivatives under SSAP No. 86 - Derivatives - None
- B. Derivatives under SSAP No. 108 - Derivative Hedging Variable Annuity Guarantees (Life/Fraternal Only) - None

9. Income Taxes

- A. Components of the Net Deferred Tax Asset/(Liability) - No Significant Changes
- B. Regarding Deferred Tax Liabilities That Are Not Recognized - None
- C. Major Components of Current Income Taxes Incurred - No Significant Changes
- D. Among the More Significant Book to Tax Adjustments - No Significant Changes
- E. Operating Loss and Tax Credit Carryforwards - None
- F. Consolidated Federal Income Tax Return - No Significant Changes
- G. Federal or Foreign Income Tax Loss Contingencies - None
- H. Repatriation Transition Tax (RTT) - None
- I. Alternative Minimum Tax (AMT) Credit - No Significant Changes

10. Information Concerning Parent, Subsidiaries, Affiliates and Other Related Parties

- A. Nature of Relationships - No Significant Changes
- B. Detail of Related Party Transactions - No Significant Changes
- C. Transactions With Related Party Who Are Not Reported on Schedule Y - No Significant Changes
- D. Amounts Due To or From Related Parties - No Significant Changes
- E. Management Service Contracts and Cost Sharing Arrangements - No Significant Changes
- F. Guarantees or Contingencies - None
- G. Nature of Relationships that Could Affect Operations - No Significant Changes
- H. Amount Deducted for Investment in Upstream Company - None
- I. Detail of Investments in Affiliates Greater Than 10% of Admitted Assets - None
- J. Write-Down for Impairments of Investments in Subsidiary Controlled or Affiliated Companies - None
- K. Foreign Subsidiary Value Using CARVM - None
- L. Downstream Holding Company Value Using Look-Through Method - None
- M. All SCA Investments - No Significant Changes
- N. Investment in Insurance SCAs - None
- O. SCA and SSAP No. 48 Entity Loss Tracking - None

11. Debt

- A. Debt, Including Capital Notes - No Significant Changes
- B. FHLB (Federal Home Loan Bank) Agreements - None

12. Retirement Plans, Deferred Compensation, Postemployment Benefits and Compensated Absences and Other Postretirement Benefit Plans

Employees of the Company's affiliates provide services to the Company under intercompany service agreements.

Notes to the Financial Statements

12. Retirement Plans, Deferred Compensation, Postemployment Benefits and Compensated Absences and Other Postretirement Benefit Plans (Continued)
- A. Defined Benefit Plan - None

B. Investment Policies and Strategies of Plan Assets - None

C. Fair Value of Each Class of Plan Assets - None

D. Expected Long-Term Rate of Return for the Plan Assets - None

E. Defined Contribution Plans - None

F. Multiemployer Plans - None

G. Consolidated/Holding Company Plans - None

H. Postemployment Benefits and Compensated Absences - None

I. Impact of Medicare Modernization Act on Postretirement Benefits (INT 04-17) - None
13. Capital and Surplus, Dividend Restrictions and Quasi-Reorganizations
- A. Outstanding Shares - No Significant Changes

B. Dividend Rate of Preferred Stock - None

C. Dividend Restrictions - No Significant Changes

D. Ordinary Dividends - No Significant Changes

E. Company Profits Paid as Ordinary Dividends - No Significant Changes

F. Surplus Restrictions - None

G. Surplus Advances - None

H. Stock Held for Special Purposes - None

I. Changes in Special Surplus Funds - None

J. Unassigned Funds (Surplus) - No Significant Changes

K. Company-Issued Surplus Debentures or Similar Obligations - None

L. Impact of Any Restatement Due to Prior Quasi-Reorganizations - None

M. Effective Date(s) of Quasi-Reorganizations in the Prior 10 Years - None
14. Liabilities, Contingencies and Assessments
- A. Contingent Commitments - None

B. Assessments - No Significant Changes

C. Gain Contingencies - None

D. Claims Related Extra Contractual Obligation and Bad Faith Losses Stemming from Lawsuits - None

E. Joint and Several Liabilities - None

F. All Other Contingencies - No Significant Changes
15. Leases
- A. Lessee Operating Lease - None

B. Lessor Leases - None
16. Information About Financial Instruments With Off-Balance-Sheet Risk And Financial Instruments With Concentrations of Credit Risk
1. Face Amount of the Company's Financial Instruments with Off-Balance-Sheet Risk - None

2. Nature of Terms - None

3. Exposure to Credit Related Losses - None

4. Collateral Policy - None
17. Sale, Transfer and Servicing of Financial Assets and Extinguishments of Liabilities
- A. Transfers of Receivables Reported as Sales - None

B. Transfer and Servicing of Financial Assets - None

C. Wash Sales - None
18. Gain or Loss to the Reporting Entity from Uninsured Plans and the Uninsured Portion of Partially Insured Plans
- A. ASO Plans - None

B. ASC Plans - None

C. Medicare or Other Similarly Structured Cost Based Reimbursement Contract - None
19. Direct Premium Written/Produced by Managing General Agents/Third Party Administrators - No Significant Changes

Notes to the Financial Statements

20. Fair Value Measurements

A. Fair Value Measurement

(1) Fair value measurements at reporting date

The Company's financial assets and liabilities carried at fair value have been classified, for disclosure purposes, based on a hierarchy defined by SSAP No. 100, *Fair Value Measurements*. Fair value is defined as the price that would be received to sell an asset or paid to transfer a liability in an orderly transaction between market participants at the measurement date. This guidance establishes a framework for measuring fair value that includes a hierarchy used to classify the inputs used in measuring fair value. The hierarchy prioritizes the inputs to valuation techniques used to measure fair value into three levels. The level in the fair value hierarchy within which the fair value measurement falls is determined based on the lowest level input that is significant to the fair value measurement.

- Level 1: Fair value is based on unadjusted quoted prices for identical assets or liabilities in an active market. Active markets are defined as a market in which many transactions occur with sufficient frequency and volume to provide pricing information on an ongoing basis.
- Level 2: Observable inputs other than level 1 prices, such as quoted prices in active markets for similar assets or liabilities; quoted prices in markets that are not active for identical or similar assets or liabilities, or other model driven inputs that are observable or can be corroborated by observable market data for substantially the full term of the assets or liabilities. Valuations are generally obtained from third-party pricing services for identical or comparable assets or liabilities or through the use of valuation methodologies using observable market inputs.
- Level 3: Instruments whose values are based on prices or valuation techniques that require inputs that are both unobservable and significant to the overall fair value measurement. These inputs reflect management's own assumptions in pricing the asset or liability. Pricing may also be based upon broker quotes that do not represent an offer to transact. Prices are determined using valuation methodologies such as option pricing models, discounted cash flow models and other similar techniques. Non-binding broker quotes, which are utilized when pricing service information is not available, are reviewed for reasonableness based on the Company's understanding of the market, and are generally considered Level 3. To the extent the internally developed valuations use significant unobservable inputs, they are classified as Level 3.

The Company reported no assets or liabilities at fair value or NAV as a practical expedient during the reporting period.

(2) Fair value measurements in Level 3 of the fair value hierarchy - None

(3) Transfers between levels, if any, are recognized at the end of the reporting period.

(4) During the current reporting period, the fair value of the Company's investments in Level 3 totaled \$0. The market values held as equity and fixed income securities are obtained from various pricing services. There has been no change in the valuation techniques and related inputs.

(5) The fair value information for derivative assets are included in the above tables.

B. Other Fair Value Disclosures

The availability of observable inputs varies by instrument. In situations where fair value is based on internally developed pricing models or inputs that are unobservable in the market, the determination of fair value requires more judgment. The degree of judgment exercised by the Company in determining fair value is typically greatest for instruments categorized in Level 3. In many instances, valuation inputs used to measure fair value fall into different levels of the fair value hierarchy. The category level in the fair value hierarchy is determined based on the lowest level input that is significant to the fair value measurement in its entirety. The Company uses prices and inputs that are current as of the measurement date, including during periods of market disruption. In periods of market disruption, the ability to observe prices and inputs may be reduced for many instruments.

The Company is responsible for the determination of fair value and the supporting assumptions and methodologies. The Company gains assurance that assets and liabilities are appropriately valued through the execution of various processes and controls designed to ensure the overall reasonableness and consistent application of valuation methodologies, including inputs and assumptions, and compliance with accounting standards. For fair values received from third parties or internally estimated, the Company's processes and controls are designed to ensure that the valuation methodologies are appropriate and consistently applied, the inputs and assumptions are reasonable and consistent with the objective of determining fair value, and the fair values are accurately recorded. For example, on a continuing basis, the Company assesses the reasonableness of individual fair values that have stale security prices or that exceed certain thresholds as compared to previous fair values received from valuation service providers or brokers or derived from internal models.

The estimated fair values of the financial instruments presented above are determined by the Company using market information available as of the end of the current quarter. Considerable judgment is required to interpret market data in developing the estimates of fair value for financial instruments for which there are no available market value quotations. The estimates presented are not necessarily indicative of the amounts the Company could realize in a market exchange. The use of different market assumptions and/or estimation methodologies may have a material effect on the estimated fair value amounts.

• Level 1 financial instruments

Unadjusted quoted prices for these securities are provided to the Company by independent pricing services. Cash included in Level 1 represents cash on hand.

• Level 2 financial instruments

Bonds included in Level 2 are valued principally by third party pricing services using market observable inputs. Because most bonds do not trade daily, independent pricing services regularly derive fair values using recent trades of securities with similar features. When recent trades are not available, pricing models are used to estimate the fair values of securities by discounting future cash flows at estimated market interest rates. Typical inputs to models used by independent pricing services include but are not limited to benchmark yields, reported trades, broker-dealer quotes, issuer spreads, benchmark securities, bids, offers, reference data, and industry and economic events. Additionally, for loan-backed and structured securities, valuation is based primarily on market inputs including benchmark yields, expected prepayment speeds, loss severity, delinquency rates, weighted average coupon, weighted average maturity and issuance specific information. Issuance specific information includes collateral type, payment terms of underlying assets, payment priority within the tranche, structure of the security, deal performance and vintage of loans.

• Level 3 financial instruments

Valuation techniques for bonds and cash, cash equivalents, and short-term investments included in Level 3 are generally the same as those described in Level 2 except that the techniques utilize inputs that are not readily observable in the market, including illiquidity premiums and spread adjustments to reflect industry trends or specific credit-related issues. The Company assesses the significance of unobservable inputs for each security and classifies that security in Level 3 as a result of the significance of unobservable inputs.

Notes to the Financial Statements

20. Fair Value Measurements (Continued)

C. Fair Values for All Financial Instruments by Level 1, 2 and 3

Aggregate fair value for all financial instruments and the level within the fair value hierarchy in which the fair value measurements in their entirety fall. The table below reflects the fair values and admitted values of all admitted assets that are financial instruments. The fair values are also categorized into the three-level fair value hierarchy as described above in the Note 20A.

Type of Financial Instrument	Aggregate Fair Value	Admitted Assets	Level 1	Level 2	Level 3	Net Asset Value (NAV)	Not Practicable (Carrying Value)
Bonds	\$ 13,954,060	\$ 14,273,083	\$ 5,809,488	\$ 8,144,572	\$	\$	\$
Cash, cash equivalents and short-term investments	2,207,290	2,207,290	2,207,290				

- D. Not Practicable to Estimate Fair Value - None
- E. Nature and Risk of Investments Reported at NAV - None

21. Other Items

- A. Unusual or Infrequent Items - None
- B. Troubled Debt Restructuring - None
- C. Other Disclosures - No Significant Changes
- D. Business Interruption Insurance Recoveries - None
- E. State and Federal Tax Credits - None
- F. Subprime-Mortgage-Related Risk Exposure - None
- G. Retained Assets - None
- H. Insurance-Linked Securities (ILS) Contracts - None
- I. The Amount That Could Be Realized on Life Insurance Where the Reporting Entity is Owner and Beneficiary or Has Otherwise Obtained Rights to Control the Policy - None
- J. Reporting Net Negative (Disallowed) Interest Maintenance Reserve (IMR)

(1) Net negative (disallowed) IMR

Total	General Account	Insulated Separate Account	Non-Insulated Separate Account
\$ 92,466	\$ 92,466	\$	\$

(2) Negative (disallowed) IMR admitted

Total	General Account	Insulated Separate Account	Non-Insulated Separate Account
\$ 92,466	\$ 92,466	\$	\$

(3) Calculated adjusted capital and surplus

	Total
a. Prior Period General Account Capital & Surplus From Prior Period SAP Financials	\$ 16,108,991
b. Net Positive Goodwill (admitted)	
c. EDP Equipment & Operating System Software (admitted)	
d. Net DTAs (admitted)	1,665,426
e. Net Negative (disallowed) IMR (admitted)	
f. Adjusted Capital & Surplus (a-(b+c+d+e))	\$ 14,443,565

(4) Percentage of adjusted capital and surplus

	Total
Percentage of Total Net Negative (disallowed) IMR admitted in General Account or recognized in Separate Account to adjusted capital and surplus	0.640 %

(5) Allocated gains/losses to IMR from derivatives - None

22. Events Subsequent

Subsequent events have been considered through November 7, 2025, the date the accompanying statutory financial statements were available to be issued.

23. Reinsurance

- A. Ceded Reinsurance Report - No Significant Changes
- B. Uncollectible Reinsurance - None
- C. Commutation of Ceded Reinsurance - None
- D. Certified Reinsurer Rating Downgraded or Status Subject to Revocation - None
- E. Reinsurance of Variable Annuity Contracts with an Affiliated Captive Reinsurer - None
- F. Reinsurance Agreement with an Affiliated Captive Reinsurer - None
- G. Ceding Entities That Utilize Captive Reinsurers to Assume Reserves Subject to the XXX/AXXX Captive Framework - None

Notes to the Financial Statements

23. Reinsurance (Continued)

H. Reinsurance Credit - None

24. Retrospectively Rated Contracts & Contracts Subject to Redetermination

- A. Method Used to Estimate - None
- B. Method Used to Record - None
- C. Amount and Percent of Net Retrospective Premiums - None
- D. Medical Loss Ratio Rebates Required Pursuant to the Public Health Service Act - None
- E. Risk-Sharing Provisions of the Affordable Care Act (ACA) - None

25. Change in Incurred Losses and Loss Adjustment Expenses

- A. Reasons for Changes in the Provision for Incurred Loss and Loss Adjustment Expenses Attributable to Insured Events of Prior Years
Reserves as of January 1, 2025 were \$861,224. As of September 30, 2025, \$996,375 has been paid for incurred losses and loss adjustment expenses attributable to insured events of prior years. Reserves remaining for prior years are now \$450 as a result of re-estimation of unpaid claims and claim adjustment expenses. Therefore, there has been \$135,601 of unfavorable prior-year development from December 31, 2024 to September 30, 2025. Original estimates are increased or decreased, as additional information becomes known regarding individual claims.
- B. Significant Changes in Methodologies and Assumptions Used in Calculating the Liability for Unpaid Losses and Loss Adjustment Expenses - None

26. Intercompany Pooling Arrangements - None

27. Structured Settlements

- A. Reserves Eliminated by Annuities and Unrecorded Loss Contingencies - None
- B. Aggregate Statement Value of Annuities Due from Life Insurers Equaling or Exceeding 1% of Policyholders' Surplus - None

28. Health Care Receivables

- A. Pharmaceutical Rebate Receivables - No Significant Changes
- B. Risk-Sharing Receivables - None

29. Participating Policies - None

30. Premium Deficiency Reserves - None

31. Reserves for Life Contracts and Annuity Contracts

- 1. Description of reserve practices - No Significant Changes
- 2. Methods employed in the valuation of substandard policies - No Significant Changes
- 3. Amount of insurance for which gross premiums are less than net premiums - No Significant Changes
- 4. Method used to determine tabular interest, reserves released and cost - No Significant Changes
- 5. Method of determination of tabular interest on funds not involving life contingencies - No Significant Changes
- 6. Details for Other Changes - No Significant Changes

32. Analysis of Annuity Actuarial Reserves and Deposit-Type Contract Liabilities by Withdrawal Characteristics

- A. Individual Annuities - No Significant Changes
- B. Group Annuities - None
- C. Deposit-Type Contracts (no life contingencies) - No Significant Changes
- D. Reconciliation of Total Annuity Actuarial Reserves and Deposit Fund Liabilities Amounts - No Significant Changes

33. Analysis of Life Actuarial Reserves by Withdrawal Characteristics

- A. General Account - No Significant Changes
- B. Separate Account with Guarantees - None
- C. Separate Account Nonguaranteed - None
- D. Reconciliation of Total Life Insurance Reserves - None

34. Premiums and Annuity Considerations Deferred and Uncollected

- A. Deferred and Uncollected Life Insurance Premiums and Annuity Considerations - No Significant Changes

35. Separate Accounts

- A. Separate Account Activity - None
- B. General Nature and Characteristics of Separate Accounts Business - None
- C. Reconciliation of Net Transfers To or (From) Separate Accounts - None

36. Loss/Claim Adjustment Expenses - No Significant Changes

STATEMENT AS OF SEPTEMBER 30, 2025 OF THE AMERICAN NATIONAL LIFE INSURANCE COMPANY OF TEXAS

GENERAL INTERROGATORIES

PART 1 - COMMON INTERROGATORIES

GENERAL

- 1.1

Did the reporting entity experience any material transactions requiring the filing of Disclosure of Material Transactions with the State of Domicile, as required by the Model Act?

Yes [] No [X]
- 1.2

If yes, has the report been filed with the domiciliary state?

Yes [] No []
- 2.1

Has any change been made during the year of this statement in the charter, by-laws, articles of incorporation, or deed of settlement of the reporting entity?

Yes [] No [X]
- 2.2

If yes, date of change:
- 3.1

Is the reporting entity a member of an Insurance Holding Company System consisting of two or more affiliated persons, one or more of which is an insurer?
If yes, complete Schedule Y, Parts 1 and 1A.

Yes [X] No []
- 3.2

Have there been any substantial changes in the organizational chart since the prior quarter end?

Yes [] No [X]
- 3.3

If the response to 3.2 is yes, provide a brief description of those changes.
- 3.4

Is the reporting entity publicly traded or a member of a publicly traded group?

Yes [X] No []
- 3.5

If the response to 3.4 is yes, provide the CIK (Central Index Key) code issued by the SEC for the entity/group.

1837429
- 4.1

Has the reporting entity been a party to a merger or consolidation during the period covered by this statement?

Yes [] No [X]
- 4.2

If yes, provide the name of the entity, NAIC Company Code, and state of domicile (use two letter state abbreviation) for any entity that has ceased to exist as a result of the merger or consolidation.

1	2	3
Name of Entity	NAIC Company Code	State of Domicile
5.

If the reporting entity is subject to a management agreement, including third-party administrator(s), managing general agent(s), attorney-in-fact, or similar agreement, have there been any significant changes regarding the terms of the agreement or principals involved?
If yes, attach an explanation.

Yes [] No [X] N/A []
- 6.1

State as of what date the latest financial examination of the reporting entity was made or is being made.

12/31/2025
- 6.2

State the as of date that the latest financial examination report became available from either the state of domicile or the reporting entity. This date should be the date of the examined balance sheet and not the date the report was completed or released.

12/31/2020
- 6.3

State as of what date the latest financial examination report became available to other states or the public from either the state of domicile or the reporting entity. This is the release date or completion date of the examination report and not the date of the examination (balance sheet date).

06/10/2022
- 6.4

By what department or departments?
Texas Department of Insurance
- 6.5

Have all financial statement adjustments within the latest financial examination report been accounted for in a subsequent financial statement filed with Departments?

Yes [] No [] N/A [X]
- 6.6

Have all of the recommendations within the latest financial examination report been complied with?

Yes [] No [] N/A [X]
- 7.1

Has this reporting entity had any Certificates of Authority, licenses or registrations (including corporate registration, if applicable) suspended or revoked by any governmental entity during the reporting period?

Yes [] No [X]
- 7.2

If yes, give full information:
- 8.1

Is the company a subsidiary of a bank holding company regulated by the Federal Reserve Board?

Yes [] No [X]
- 8.2

If response to 8.1 is yes, please identify the name of the bank holding company.
- 8.3

Is the company affiliated with one or more banks, thrifts or securities firms?

Yes [X] No []
- 8.4

If response to 8.3 is yes, please provide below the names and location (city and state of the main office) of any affiliates regulated by a federal regulatory services agency [i.e. the Federal Reserve Board (FRB), the Office of the Comptroller of the Currency (OCC), the Federal Deposit Insurance Corporation (FDIC) and the Securities Exchange Commission (SEC)] and identify the affiliate's primary federal regulator.

1	2	3	4	5	6
Affiliate Name	Location (City, State)	FRB	OCC	FDIC	SEC
ANICO Financial Services Inc.	Galveston, Texas	NO	NO	NO	YES
AEL Financial Services, LLC	Charlotte, North Carolina	NO	NO	NO	YES

STATEMENT AS OF SEPTEMBER 30, 2025 OF THE AMERICAN NATIONAL LIFE INSURANCE COMPANY OF TEXAS

GENERAL INTERROGATORIES

9.1

Are the senior officers (principal executive officer, principal financial officer, principal accounting officer or controller, or persons performing similar functions) of the reporting entity subject to a code of ethics, which includes the following standards?
(a) Honest and ethical conduct, including the ethical handling of actual or apparent conflicts of interest between personal and professional relationships;
(b) Full, fair, accurate, timely and understandable disclosure in the periodic reports required to be filed by the reporting entity;
(c) Compliance with applicable governmental laws, rules and regulations;
(d) The prompt internal reporting of violations to an appropriate person or persons identified in the code; and
(e) Accountability for adherence to the code.

Yes [X] No []

9.11

If the response to 9.1 is No, please explain:
.....

9.2

Has the code of ethics for senior managers been amended?

Yes [X] No []

9.21

If the response to 9.2 is Yes, provide information related to amendment(s).
A revised Code of Business Conduct and Ethics was adopted for the insurance company subsidiaries of Brookfield Wealth Solutions Ltd. in the 2nd quarter of 2025. The revised Code is more descriptive and provides additional guidance to employees.

9.3

Have any provisions of the code of ethics been waived for any of the specified officers?

Yes [] No [X]

9.31

If the response to 9.3 is Yes, provide the nature of any waiver(s).
.....

FINANCIAL

10.1

Does the reporting entity report any amounts due from parent, subsidiaries or affiliates on Page 2 of this statement?

Yes [X] No []

10.2

If yes, indicate any amounts receivable from parent included in the Page 2 amount:\$

INVESTMENT

11.1

Were any of the stocks, bonds, or other assets of the reporting entity loaned, placed under option agreement, or otherwise made available for use by another person? (Exclude securities under securities lending agreements.)

Yes [X] No []

11.2

If yes, give full and complete information relating thereto:
'State Deposits: \$5,483,633

12.

Amount of real estate and mortgages held in other invested assets in Schedule BA:

\$

13.

Amount of real estate and mortgages held in short-term investments:

\$

14.1

Does the reporting entity have any investments in parent, subsidiaries and affiliates?

Yes [X] No []

14.2

If yes, please complete the following:

	1	2
	Prior Year-End Book/Adjusted Carrying Value	Current Quarter Book/Adjusted Carrying Value
14.21 Bonds	\$	\$
14.22 Preferred Stock	\$	\$
14.23 Common Stock	\$ 2,004,282	\$ 2,041,204
14.24 Short-Term Investments	\$	\$
14.25 Mortgage Loans on Real Estate	\$	\$
14.26 All Other	\$	\$
14.27 Total Investment in Parent, Subsidiaries and Affiliates (Subtotal Lines 14.21 to 14.26)	\$ 2,004,282	\$ 2,041,204
14.28 Total Investment in Parent included in Lines 14.21 to 14.26 above	\$	\$

15.1

Has the reporting entity entered into any hedging transactions reported on Schedule DB?

Yes [] No [X]

15.2

If yes, has a comprehensive description of the hedging program been made available to the domiciliary state? Yes [] No [] N/A [X]
If no, attach a description with this statement.
.....

16.

For the reporting entity's security lending program, state the amount of the following as of the current statement date:

16.1

Total fair value of reinvested collateral assets reported on Schedule DL, Parts 1 and 2.

\$

16.2

Total book/adjusted carrying value of reinvested collateral assets reported on Schedule DL, Parts 1 and 2

\$

16.3

Total payable for securities lending reported on the liability page.

\$

8.1

STATEMENT AS OF SEPTEMBER 30, 2025 OF THE AMERICAN NATIONAL LIFE INSURANCE COMPANY OF TEXAS

GENERAL INTERROGATORIES

17. Excluding items in Schedule E - Part 3 - Special Deposits, real estate, mortgage loans and investments held physically in the reporting entity's offices, vaults or safety deposit boxes, were all stocks, bonds and other securities, owned throughout the current year held pursuant to a custodial agreement with a qualified bank or trust company in accordance with Section 1, III - General Examination Considerations, F. Outsourcing of Critical Functions, Custodial or Safekeeping Agreements of the NAIC Financial Condition Examiners Handbook? Yes [X] No []
- 17.1 For all agreements that comply with the requirements of the NAIC Financial Condition Examiners Handbook, complete the following:

1 Name of Custodian(s)	2 Custodian Address
Bank of New York Mellon	One Wall Street, New York, NY
Moody National Bank	2302 Post Office Street, Galveston, Texas 77550

- 17.2 For all agreements that do not comply with the requirements of the NAIC Financial Condition Examiners Handbook, provide the name, location and a complete explanation:

1 Name(s)	2 Location(s)	3 Complete Explanation(s)

- 17.3 Have there been any changes, including name changes, in the custodian(s) identified in 17.1 during the current quarter? Yes [] No [X]
- 17.4 If yes, give full information relating thereto:

1 Old Custodian	2 New Custodian	3 Date of Change	4 Reason

- 17.5 Investment management – Identify all investment advisors, investment managers, broker/dealers, including individuals that have the authority to make investment decisions on behalf of the reporting entity. This includes both primary and sub-advisors. For assets that are managed internally by employees of the reporting entity, note as such. ["...that have access to the investment accounts"; "...handle securities"]

1 Name of Firm or Individual	2 Affiliation
American National Insurance Company	A.....

- 17.5097 For those firms/individuals listed in the table for Question 17.5, do any firms/individuals unaffiliated with the reporting entity (i.e. designated with a "U") manage more than 10% of the reporting entity's invested assets?..... Yes [] No [X]
- 17.5098 For firms/individuals unaffiliated with the reporting entity (i.e. designated with a "U") listed in the table for Question 17.5, does the total assets under management aggregate to more than 50% of the reporting entity's invested assets?..... Yes [] No [X]

- 17.6 For those firms or individuals listed in the table for 17.5 with an affiliation code of "A" (affiliated) or "U" (unaffiliated), provide the information for the table below.

1	2	3	4	5
Central Registration Depository Number	Name of Firm or Individual	Legal Entity Identifier (LEI)	Registered With	Investment Management Agreement (IMA) Filed
.....	American National Insurance Company	98450090906CB7AD0P60	DS.....

- 18.1 Have all the filing requirements of the Purposes and Procedures Manual of the NAIC Investment Analysis Office been followed? Yes [X] No []
- 18.2 If no, list exceptions:
.....

19. By self-designating 5GI securities, the reporting entity is certifying the following elements for each self-designated 5GI security:
a. Documentation necessary to permit a full credit analysis of the security does not exist or an NAIC CRP credit rating for an FE or PL security is not available.
b. Issuer or obligor is current on all contracted interest and principal payments.
c. The insurer has an actual expectation of ultimate payment of all contracted interest and principal.
Has the reporting entity self-designated 5GI securities? Yes [] No [X]

20. By self-designating PLGI securities, the reporting entity is certifying the following elements of each self-designated PLGI security:
a. The security was purchased prior to January 1, 2018.
b. The reporting entity is holding capital commensurate with the NAIC Designation reported for the security.
c. The NAIC Designation was derived from the credit rating assigned by an NAIC CRP in its legal capacity as a NRSRO which is shown on a current private letter rating held by the insurer and available for examination by state insurance regulators.
d. The reporting entity is not permitted to share this credit rating of the PL security with the SVO.
Has the reporting entity self-designated PLGI securities? Yes [] No [X]

21. By assigning FE to a Schedule BA non-registered private fund, the reporting entity is certifying the following elements of each self-designated FE fund:
a. The shares were purchased prior to January 1, 2019.
b. The reporting entity is holding capital commensurate with the NAIC Designation reported for the security.
c. The security had a public credit rating(s) with annual surveillance assigned by an NAIC CRP in its legal capacity as an NRSRO prior to January 1, 2019.
d. The fund only or predominantly holds bonds in its portfolio.
e. The current reported NAIC Designation was derived from the public credit rating(s) with annual surveillance assigned by an NAIC CRP in its legal capacity as an NRSRO.
f. The public credit rating(s) with annual surveillance assigned by an NAIC CRP has not lapsed.
Has the reporting entity assigned FE to Schedule BA non-registered private funds that complied with the above criteria? Yes [] No [X]

STATEMENT AS OF SEPTEMBER 30, 2025 OF THE AMERICAN NATIONAL LIFE INSURANCE COMPANY OF TEXAS

GENERAL INTERROGATORIES

PART 2 - LIFE AND ACCIDENT AND HEALTH COMPANIES/FRATERNAL BENEFIT SOCIETIES

Life and Accident Health Companies/Fraternal Benefit Societies:

1.

Report the statement value of mortgage loans at the end of this reporting period for the following categories:

1

Amount

1.1

Long-Term Mortgages In Good Standing

1.11

Farm Mortgages

\$

1.12

Residential Mortgages

\$

1.13

Commercial Mortgages

\$

1.14

Total Mortgages in Good Standing

\$

1.2

Long-Term Mortgages In Good Standing with Restructured Terms

1.21

Total Mortgages in Good Standing with Restructured Terms

\$

1.3

Long-Term Mortgage Loans Upon which Interest is Overdue more than Three Months

1.31

Farm Mortgages

\$

1.32

Residential Mortgages

\$

1.33

Commercial Mortgages

\$

1.34

Total Mortgages with Interest Overdue more than Three Months

\$

1.4

Long-Term Mortgage Loans in Process of Foreclosure

1.41

Farm Mortgages

\$

1.42

Residential Mortgages

\$

1.43

Commercial Mortgages

\$

1.44

Total Mortgages in Process of Foreclosure

\$

1.5

Total Mortgage Loans (Lines 1.14 + 1.21 + 1.34 + 1.44) (Page 2, Column 3, Lines 3.1 + 3.2)

\$

1.6

Long-Term Mortgages Foreclosed, Properties Transferred to Real Estate in Current Quarter

1.61

Farm Mortgages

\$

1.62

Residential Mortgages

\$

1.63

Commercial Mortgages

\$

1.64

Total Mortgages Foreclosed and Transferred to Real Estate

\$

2.

Operating Percentages:

2.1

A&H loss percent

138.616

%

2.2

A&H cost containment percent

15.616

%

2.3

A&H expense percent excluding cost containment expenses

57.429

%

3.1

Do you act as a custodian for health savings accounts?

Yes

[

]

No

[

X

]

3.2

If yes, please provide the amount of custodial funds held as of the reporting date

\$

3.3

Do you act as an administrator for health savings accounts?

Yes

[

]

No

[

X

]

3.4

If yes, please provide the balance of the funds administered as of the reporting date

\$

4.

Is the reporting entity licensed or chartered, registered, qualified, eligible or writing business in at least two states?

Yes

[

X

]

No

[

]

4.1

If no, does the reporting entity assume reinsurance business that covers risks residing in at least one state other than the state of domicile of the reporting entity?

Yes

[

]

No

[

]

Fraternal Benefit Societies Only:

5.1

In all cases where the reporting entity has assumed accident and health risks from another company, provisions should be made in this statement on account of such reinsurances for reserve equal to that which the original company would have been required to establish had it retained the risks. Has this been done?

Yes

[

]

No

[

]

N/A

[

]

5.2

If no, explain:

6.1

Does the reporting entity have outstanding assessments in the form of liens against policy benefits that have increased surplus?

Yes

[

]

No

[

]

6.2

If yes, what is the date(s) of the original lien and the total outstanding balance of liens that remain in surplus?

Date	Outstanding Lien Amount

STATEMENT AS OF SEPTEMBER 30, 2025 OF THE AMERICAN NATIONAL LIFE INSURANCE COMPANY OF TEXAS

SCHEDULE S - CEDED REINSURANCE

Showing All New Reinsurance Treaties - Current Year to Date

1	2	3	4	5	6	7	8	9	10
NAIC Company Code	ID Number	Effective Date	Name of Reinsurer	Domiciliary Jurisdiction	Type of Reinsurance Ceded	Type of Business Ceded	Type of Reinsurer	Certified Reinsurer Rating (1 through 6)	Effective Date of Certified Reinsurer Rating
			NONE						

STATEMENT AS OF SEPTEMBER 30, 2025 OF THE AMERICAN NATIONAL LIFE INSURANCE COMPANY OF TEXAS

SCHEDULE T - PREMIUMS AND ANNUITY CONSIDERATIONS

Current Year To Date - Allocated by States and Territories

States, Etc.			1	Direct Business Only					
				Life Contracts		4 Accident and Health Insurance Premiums, Including Policy, Membership and Other Fees	5 Other Considerations	6 Total Columns 2 Through 5	7 Deposit-Type Contracts
				2	3				
			Active Status (a)	Life Insurance Premiums	Annuity Considerations				
1.	Alabama	AL	L	64,581		12,111		76,692	
2.	Alaska	AK	L	2,091		14,474		16,565	
3.	Arizona	AZ	L	20,598		164,845		185,443	
4.	Arkansas	AR	L	30,699		103,518		134,217	
5.	California	CA	L	93,803		1,022,242		1,116,045	
6.	Colorado	CO	L	22,433		195,364		217,797	
7.	Connecticut	CT	L	15,841				15,841	
8.	Delaware	DE	L	1,877		221,840		223,717	
9.	District of Columbia	DC	L						
10.	Florida	FL	L	270,657		155,308		425,965	
11.	Georgia	GA	L	56,076		90,114		146,190	
12.	Hawaii	HI	L	37,302		29,211		66,513	
13.	Idaho	ID	L	1,825		92,845		94,670	
14.	Illinois	IL	L	45,614		197,234		242,848	
15.	Indiana	IN	L	35,618		402,655		438,273	
16.	Iowa	IA	L	(7,362)		307,197		299,835	
17.	Kansas	KS	L	7,019		243,256		250,275	
18.	Kentucky	KY	L	48,221		75,521		123,742	
19.	Louisiana	LA	L	45,903		86,391		132,294	
20.	Maine	ME	N	3,068		3,617		6,685	
21.	Maryland	MD	L	41,647		224,882		266,529	
22.	Massachusetts	MA	L	11,057	86,409	29,711		127,177	
23.	Michigan	MI	L	24,460		322,685		347,145	
24.	Minnesota	MN	L	179,738		1,627		181,365	
25.	Mississippi	MS	L	39,977		165,476		205,453	
26.	Missouri	MO	L	61,969		334,085		396,054	
27.	Montana	MT	L	2,492		18,895		21,387	
28.	Nebraska	NE	L	6,963		122,233		129,196	
29.	Nevada	NV	L	(81,452)		215,864		134,412	
30.	New Hampshire	NH	L	1,249				1,249	
31.	New Jersey	NJ	N	4,104		14,687		18,791	
32.	New Mexico	NM	L	35,182		38,457		73,639	
33.	New York	NY	N	6,913		5,439		12,352	
34.	North Carolina	NC	L	124,196	30	194,916		319,142	
35.	North Dakota	ND	L	68		466		534	
36.	Ohio	OH	L	45,701		882,484		928,185	
37.	Oklahoma	OK	L	71,022		437,143		508,165	
38.	Oregon	OR	L	3,925		576,190		580,115	
39.	Pennsylvania	PA	L	40,463	288	187,430		228,181	
40.	Rhode Island	RI	L			4,627		4,627	
41.	South Carolina	SC	L	20,691		203,233		223,924	
42.	South Dakota	SD	L	14,327		26,495		40,822	
43.	Tennessee	TN	L	134,515		182,816		317,331	
44.	Texas	TX	L	415,120		1,673,084		2,088,204	
45.	Utah	UT	L	29,314		250,484		279,798	
46.	Vermont	VT	N	1,122		1,281		2,403	
47.	Virginia	VA	L	50,877		60,931		111,808	
48.	Washington	WA	L	11,743		89,860		101,603	
49.	West Virginia	WV	L	25,868		299,277		325,145	
50.	Wisconsin	WI	L	43,911		75,903		119,814	
51.	Wyoming	WY	L	6,491		100,584		107,075	
52.	American Samoa	AS	N						
53.	Guam	GU	L	3,063				3,063	
54.	Puerto Rico	PR	N	1,041				1,041	
55.	U.S. Virgin Islands	VI	N						
56.	Northern Mariana Islands	MP	N						
57.	Canada	CAN	N						
58.	Aggregate Other Aliens	OT	XXX	22,000				22,000	
59.	Subtotal	XXX		2,195,621	86,727	10,158,988		12,441,336	
90.	Reporting entity contributions for employee benefits plans	XXX							
91.	Dividends or refunds applied to purchase paid-up additions and annuities.....	XXX							
92.	Dividends or refunds applied to shorten endowment or premium paying period.....	XXX							
93.	Premium or annuity considerations waived under disability or other contract provisions.....	XXX		12,834				12,834	
94.	Aggregate or other amounts not allocable by State.....	XXX							
95.	Totals (Direct Business).....	XXX		2,208,455	86,727	10,158,988		12,454,170	
96.	Plus Reinsurance Assumed.....	XXX				4,871,839		4,871,839	
97.	Totals (All Business).....	XXX		2,208,455	86,727	15,030,827		17,326,009	
98.	Less Reinsurance Ceded.....	XXX		2,220,018		13,037,975		15,257,993	
99.	Totals (All Business) less Reinsurance Ceded	XXX		(11,563)	86,727	1,992,852		2,068,016	
DETAILS OF WRITE-INS									
58001.	MEX Mexico	XXX		18,000				18,000	
58002.	USA Overseas Military	XXX		4,000				4,000	
58003.	XXX							
58998.	Summary of remaining write-ins for Line 58 from overflow page	XXX							
58999.	Totals (Lines 58001 through 58003 plus 58998)(Line 58 above)	XXX		22,000				22,000	
9401.	XXX							
9402.	XXX							
9403.	XXX							
9498.	Summary of remaining write-ins for Line 94 from overflow page	XXX							
9499.	Totals (Lines 9401 through 9403 plus 9498)(Line 94 above)	XXX							

(a) Active Status Counts:

1. L - Licensed or Chartered - Licensed insurance carrier or domiciled RRG.....48

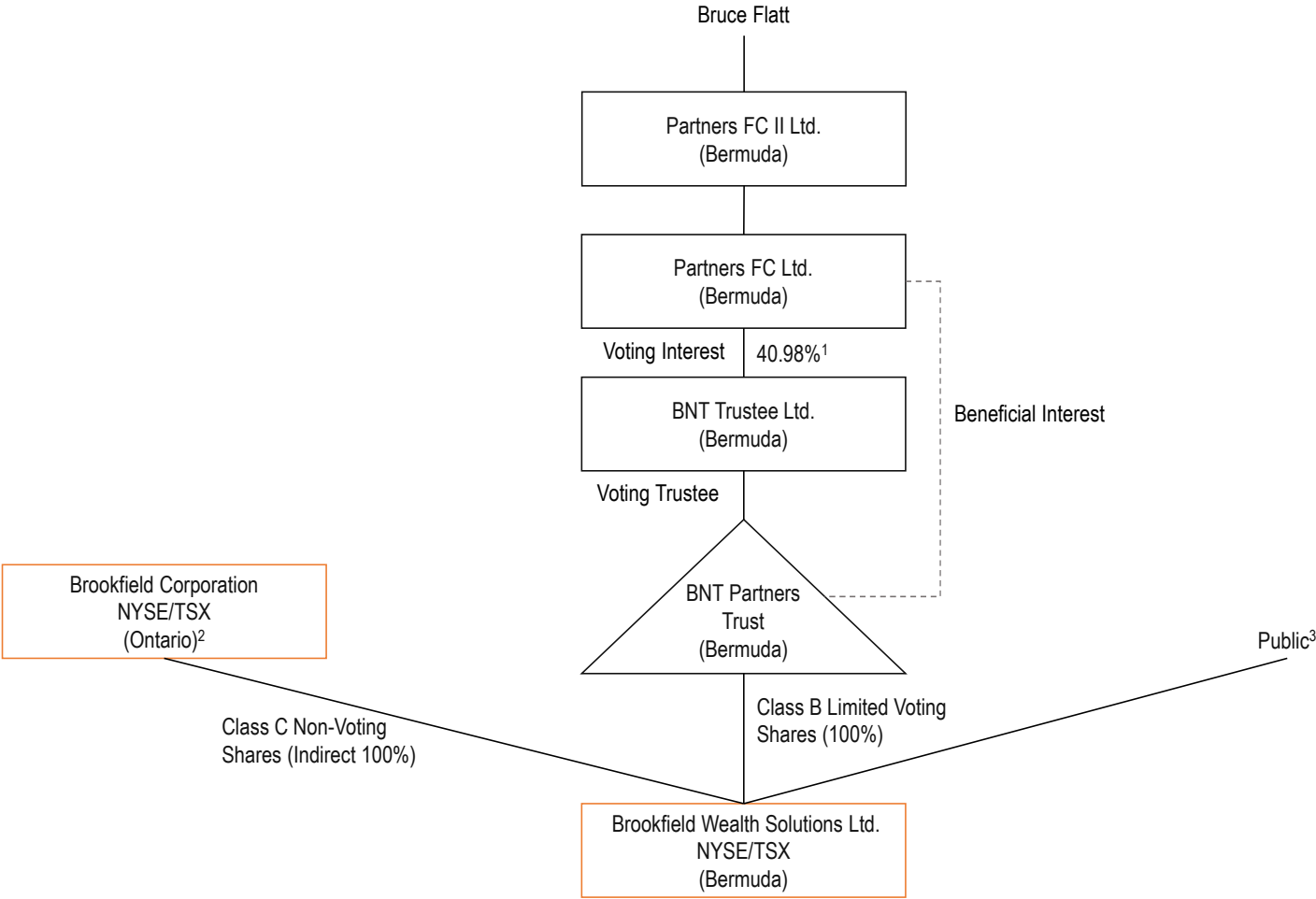
2. R - Registered - Non-domiciled RRGs.....

3. E - Eligible - Reporting entities eligible or approved to write surplus lines in the state.....

4. Q - Qualified - Qualified or accredited reinsurer.....

5. N - None of the above - Not allowed to write business in the state.....9

SCHEDULE Y - INFORMATION CONCERNING ACTIVITIES OF INSURER MEMBERS OF A HOLDING COMPANY GROUP
PART 1 - ORGANIZATIONAL CHART



Note: All subsidiaries are wholly owned, except as noted.

¹This percentage represents both the percentage of beneficial interest in the BNT Partners Trust and the percentage of voting interest in BNT Trustee Ltd. The remaining 59.02% beneficial interest in BNT Partners Trust and 59.02% voting interest in BNT Trustee Ltd. is held through entities owned by (i) Brian Kingston (9%), (ii) Sachin Shah (9%), (iii) Barry Blattman (9%) (iv) Cyrus Madon (8%), (v) Connor Teskey (8%), (vi) Anuj Ranjan (8%), and (vii) Bill Powell (8%).

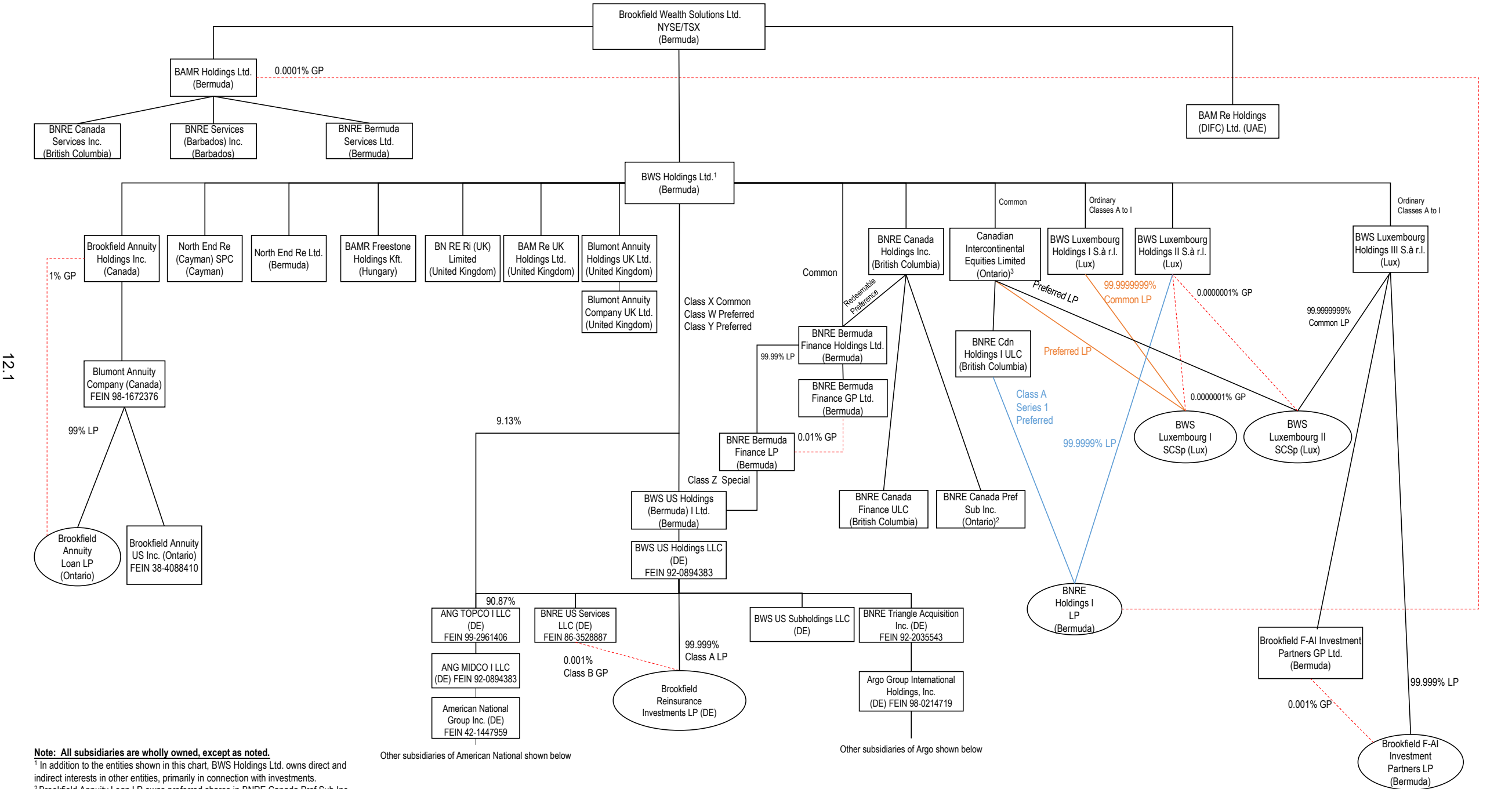
²Pursuant to Commissioner's Order No. 2022-7321 (HCS No. 1130540), Brookfield Corporation is not a control person within the Registrants' holding company system, however Brookfield Corporation is included in this organizational chart due to certain commitments made by Brookfield Corporation in connection with its disclaimer of affiliation filing.

³In accordance with the Company's third amended and restated bye-laws, no person holds more than 9.9% of the voting power of the Class A Exchangeable Limited Voting Shares.

STATEMENT AS OF SEPTEMBER 30, 2025 OF THE AMERICAN NATIONAL LIFE INSURANCE COMPANY OF TEXAS

SCHEDULE Y - INFORMATION CONCERNING ACTIVITIES OF INSURER MEMBERS OF A HOLDING COMPANY GROUP

PART 1 - ORGANIZATIONAL CHART (CONTINUED)



Note: All subsidiaries are wholly owned, except as noted.

¹ In addition to the entities shown in this chart, BWS Holdings Ltd. owns direct and indirect interests in other entities, primarily in connection with investments.

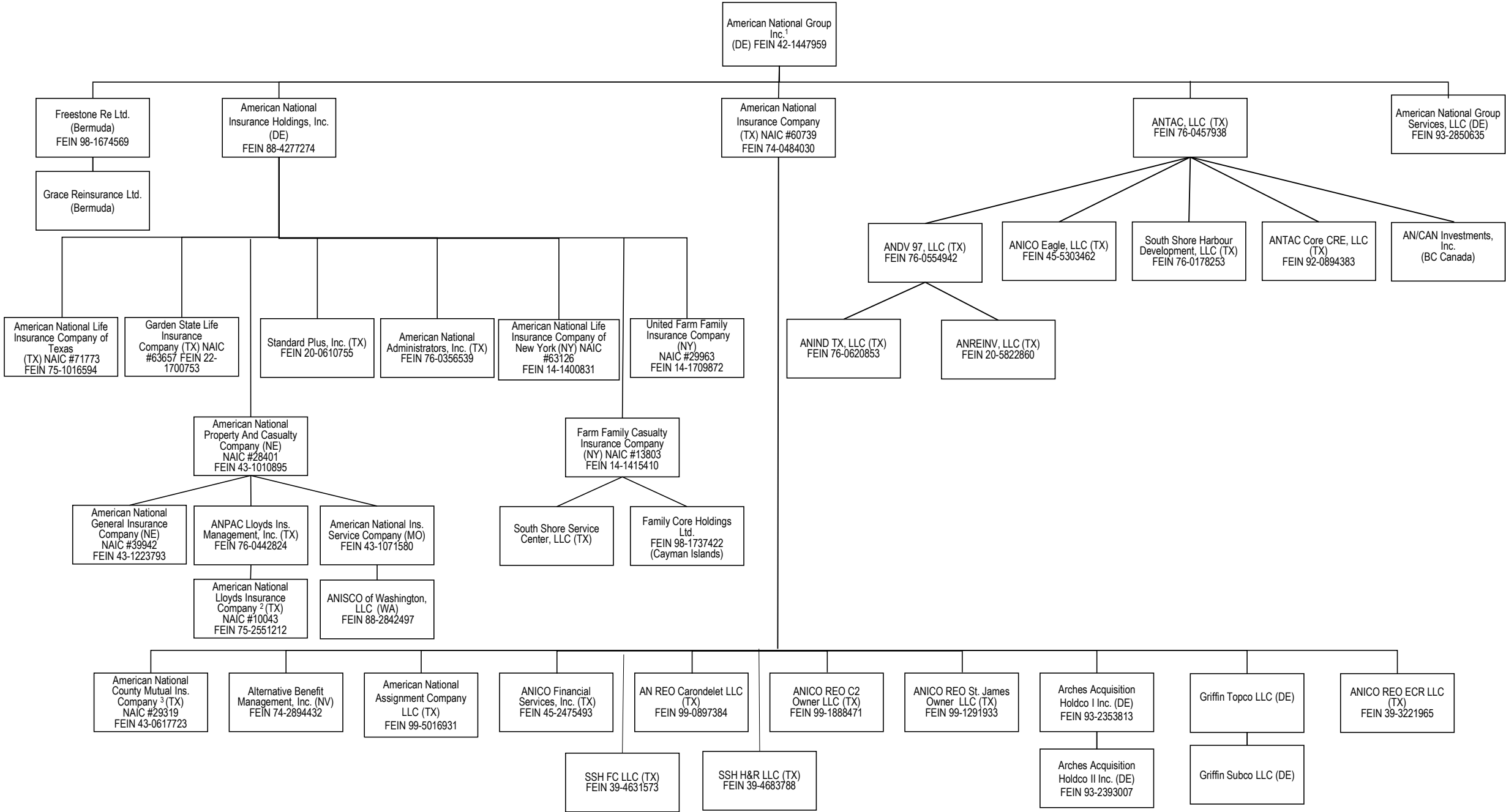
² Brookfield Annuity Loan LP owns preferred shares in BNRE Canada Pref Sub Inc.

³ Brookfield Annuity Holdings Inc. also holds Series A preferred shares of Canadian Intercontinental Equities Limited.

STATEMENT AS OF SEPTEMBER 30, 2025 OF THE AMERICAN NATIONAL LIFE INSURANCE COMPANY OF TEXAS

SCHEDULE Y - INFORMATION CONCERNING ACTIVITIES OF INSURER MEMBERS OF A HOLDING COMPANY GROUP

PART 1 - ORGANIZATIONAL CHART (CONTINUED)



Note: All subsidiaries are wholly owned, except as noted.

¹ In addition to the entities shown in this chart, American National Group Inc. owns a direct or indirect interest in certain other entities, primarily in connection with real estate and other investments.

² Not a subsidiary company, but managed by ANPAC Lloyds Insurance Management, Inc.

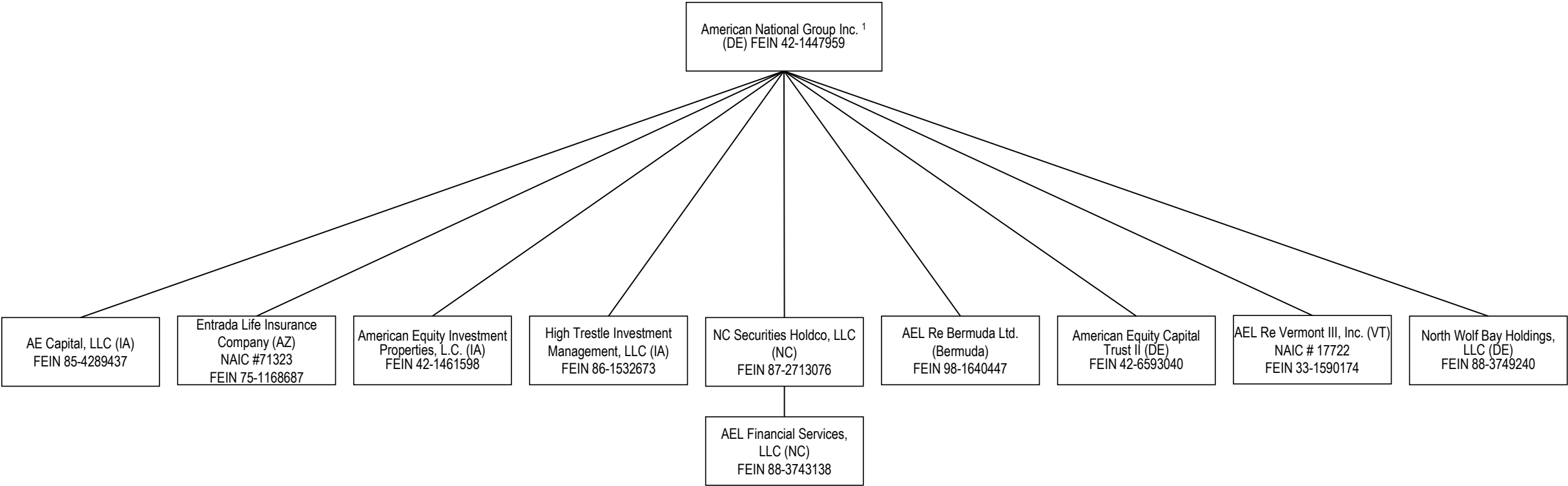
³ Not a subsidiary company, but managed by American National Insurance Company.

STATEMENT AS OF SEPTEMBER 30, 2025 OF THE AMERICAN NATIONAL LIFE INSURANCE COMPANY OF TEXAS

SCHEDULE Y - INFORMATION CONCERNING ACTIVITIES OF INSURER MEMBERS OF A HOLDING COMPANY GROUP

PART 1 - ORGANIZATIONAL CHART (CONTINUED)

12.3



Note: All subsidiaries are wholly owned, except as noted.

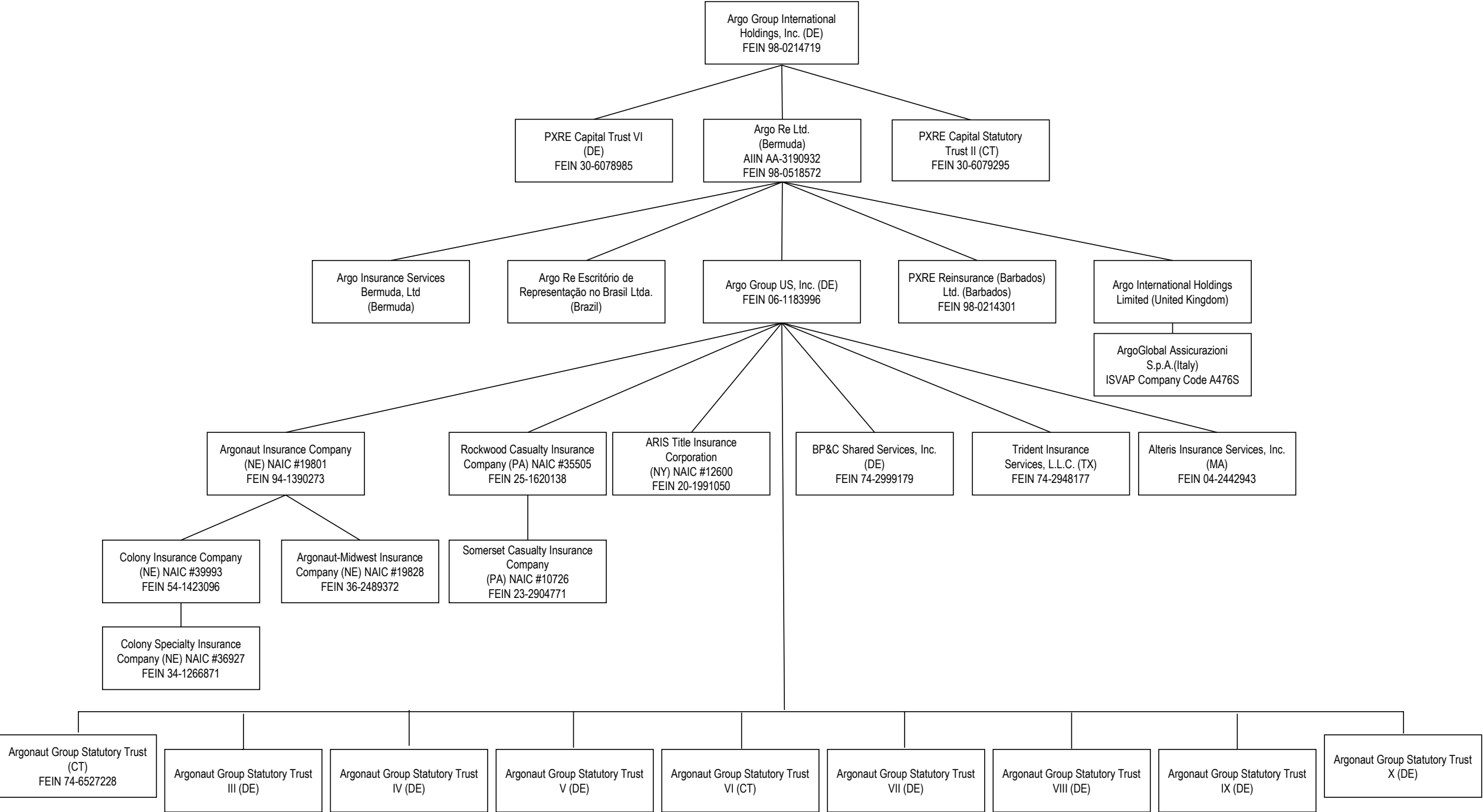
¹ In addition to the entities shown in this chart, American National Group Inc. owns a direct or indirect interest in certain other entities, primarily in connection with real estate and other investments.

SCHEDULE Y - INFORMATION CONCERNING ACTIVITIES OF INSURER MEMBERS OF A HOLDING COMPANY GROUP
PART 1 - ORGANIZATIONAL CHART (CONTINUED)



¹ In addition to the entities shown in this chart, American National Group Inc. owns a direct or indirect interest in certain other entities, primarily in connection with real estate and other investments.

SCHEDULE Y - INFORMATION CONCERNING ACTIVITIES OF INSURER MEMBERS OF A HOLDING COMPANY GROUP
PART 1 - ORGANIZATIONAL CHART (CONTINUED)



Note: All subsidiaries are wholly owned.

STATEMENT AS OF SEPTEMBER 30, 2025 OF THE AMERICAN NATIONAL LIFE INSURANCE COMPANY OF TEXAS

SCHEDULE Y
PART 1A - DETAILS OF INSURANCE HOLDING COMPANY SYSTEM

1	2	3	4	5	6	7	8	9	10	11	12	13	14	15	16
Group Code	Group Name	NAIC Company Code	ID Number	Federal RSSD	CIK	Name of Securities Exchange if Publicly Traded (U.S. or International)	Names of Parent, Subsidiaries Or Affiliates	Domi-ciliary Location	Relation-ship to Reporting Entity	Directly Controlled by (Name of Entity/Person)	Type of Control (Ownership, Board, Management, Attorney-in-Fact, Influence, Other)	If Control is Owner-ship Provide Percen-tage	Ultimate Controlling Entity(ies)/Person(s)	Is an SCA Filing Re-quired? (Yes/No)	*
.0408 ...	Brookfield Wealth Solutions Group00000	98-1737979	1100 AoA Property Holdings Ltd.CYM.....	OTH.....	BWS US Holdings LLC	Management.....	..0.000	Brookfield Wealth Solutions Ltd.NO.....13
.0408 ...	Brookfield Wealth Solutions Group00000	98-1821375	2 MW Property Holdings Ltd.CYM.....	OTH.....	BWS US Holdings LLC	Management.....	..0.000	Brookfield Wealth Solutions Ltd.NO.....13
.0408 ...	Brookfield Wealth Solutions Group00000	98-1737992	200 Liberty Property Holdings Ltd.CYM.....	OTH.....	BWS US Holdings LLC	Management.....	..0.000	Brookfield Wealth Solutions Ltd.NO.....13
.0408 ...	Brookfield Wealth Solutions Group00000	98-1822375	200 Vesey Property Holdings Ltd.CYM.....	OTH.....	BWS US Holdings LLC	Management.....	..0.000	Brookfield Wealth Solutions Ltd.NO.....13
.0408 ...	Brookfield Wealth Solutions Group00000	33-4778775	2022 Ceres Note Issuer LPDE.....	OTH.....	American National Insurance Company	Ownership.....	..85.400	Brookfield Wealth Solutions Ltd.NO.....13
.0408 ...	Brookfield Wealth Solutions Group00000	33-4822485	2022 Europa Note Issuer LPDE.....	OTH.....	American National Insurance Company	Ownership.....	..85.400	Brookfield Wealth Solutions Ltd.NO.....13
.0408 ...	Brookfield Wealth Solutions Group00000	33-4820927	2022 Ganymede Note Issuer LPDE.....	OTH.....	American National Insurance Company	Ownership.....	..85.400	Brookfield Wealth Solutions Ltd.NO.....13
.0408 ...	Brookfield Wealth Solutions Group00000	33-4792131	2022 IO Note Issuer LPDE.....	OTH.....	American National Insurance Company	Ownership.....	..85.400	Brookfield Wealth Solutions Ltd.NO.....13
.0408 ...	Brookfield Wealth Solutions Group00000	33-4788887	2022 Titan Note Issuer LPDE.....	OTH.....	American National Insurance Company	Ownership.....	..85.400	Brookfield Wealth Solutions Ltd.NO.....13
.0408 ...	Brookfield Wealth Solutions Group00000	98-1737984	225 Liberty Property Holdings Ltd.CYM.....	OTH.....	BWS US Holdings LLC	Management.....	..0.000	Brookfield Wealth Solutions Ltd.NO.....13
.0408 ...	Brookfield Wealth Solutions Group00000	98-1821871	5 MW Property Holdings Ltd.CYM.....	OTH.....	BWS US Holdings LLC	Management.....	..0.000	Brookfield Wealth Solutions Ltd.NO.....13
.0408 ...	Brookfield Wealth Solutions Group00000	77G Propco LimitedJEY.....	OTH.....	BNRE 77G Holdings Ltd.	Ownership.....	..100.000	Brookfield Wealth Solutions Ltd.NO.....13
.0408 ...	Brookfield Wealth Solutions Group00000	98-1820535	Ala Moana Property Holdings Ltd.CYM.....	OTH.....	BWS US Holdings LLC	Management.....	..0.000	Brookfield Wealth Solutions Ltd.NO.....13
.0408 ...	Brookfield Wealth Solutions Group00000	ANG MIDCO I LLCDE.....	UIP.....	ANG TOPCO I LLC	Ownership.....	..100.000	Brookfield Wealth Solutions Ltd.NO.....1
.0408 ...	Brookfield Wealth Solutions Group00000	99-2961406	ANG TOPCO I LLCDE.....	UIP.....	BWS US Holdings LLC	Ownership.....	..90.800	Brookfield Wealth Solutions Ltd.NO.....1
.0408 ...	Brookfield Wealth Solutions Group00000	98-1748081	Archimedes L.P.CYM.....	OTH.....	American National Insurance Company	Ownership.....	..48.300	Brookfield Wealth Solutions Ltd.NO.....13
.0408 ...	Brookfield Wealth Solutions Group00000	88-2773799	Argerich 2022-1, LLCDE.....	OTH.....	Argerich Holdco 2022-1, LLC	Ownership.....	..100.000	Brookfield Wealth Solutions Ltd.NO.....13
.0408 ...	Brookfield Wealth Solutions Group00000	88-2794235	Argerich Holdco 2022-1, LLCDE.....	OTH.....	American National Insurance Company	Ownership.....	..100.000	Brookfield Wealth Solutions Ltd.NO.....13
.0408 ...	Brookfield Wealth Solutions Group00000	99-1478288	Ashby Blane 2023-1 Holdco LLCDE.....	OTH.....	BWS US Holdings LLC	Management.....	..0.000	Brookfield Wealth Solutions Ltd.NO.....1
.0408 ...	Brookfield Wealth Solutions Group00000	Ashby Blane 2023-1 LLCDE.....	OTH.....	Ashby Blane 2023-1 Holdco LLC	Ownership.....	..100.000	Brookfield Wealth Solutions Ltd.NO.....13
.0408 ...	Brookfield Wealth Solutions Group00000	Atreides 2022-1 Ltd.CYM.....	OTH.....	Atreides Leto 2023-1 Ltd.	Ownership.....	..80.000	Brookfield Wealth Solutions Ltd.NO.....13
.0408 ...	Brookfield Wealth Solutions Group00000	Atreides Leto 2023-1 Ltd.CYM.....	OTH.....	Atreides Leto Holdco 2023-1 Ltd.	Ownership.....	..100.000	Brookfield Wealth Solutions Ltd.NO.....13
.0408 ...	Brookfield Wealth Solutions Group00000	Atreides Leto Holdco 2023-1 Ltd.CYM.....	OTH.....	American National Insurance Company	Ownership.....	..100.000	Brookfield Wealth Solutions Ltd.NO.....13
.0408 ...	Brookfield Wealth Solutions Group00000	Atreides Paul 2022-1 Ltd.CYM.....	OTH.....	Atreides Paul Holdco 2022-1 Ltd.	Ownership.....	..100.000	Brookfield Wealth Solutions Ltd.NO.....13
.0408 ...	Brookfield Wealth Solutions Group00000	Atreides Paul Holdco 2022-1 Ltd.CYM.....	OTH.....	American National Insurance Company	Ownership.....	..100.000	Brookfield Wealth Solutions Ltd.NO.....13
.0408 ...	Brookfield Wealth Solutions Group00000	Bach F1 2022-1, LLCDE.....	OTH.....	BWS US Holdings LLC	Management.....	..0.000	Brookfield Wealth Solutions Ltd.NO.....13
.0408 ...	Brookfield Wealth Solutions Group00000	BACH F1 Interco 2022-1, LLCDE.....	OTH.....	Bach F1 2022-1, LLC	Ownership.....	..100.000	Brookfield Wealth Solutions Ltd.NO.....13
.0408 ...	Brookfield Wealth Solutions Group00000	BAM Re Bermuda Real Estate JV Member Ltd.BMU.....	OTH.....	BWS Holdings Ltd.	Ownership.....	..49.000	Brookfield Wealth Solutions Ltd.NO.....13
.0408 ...	Brookfield Wealth Solutions Group00000	BAM Re Holdings (DIFC) Ltd.ARE.....	NIA.....	Brookfield Wealth Solutions Ltd.	Ownership.....	..100.000	Brookfield Wealth Solutions Ltd.NO.....1
.0408 ...	Brookfield Wealth Solutions Group00000	85-9332827	BWS Holdings Ltd.BMU.....	UIP.....	Brookfield Wealth Solutions Ltd.	Ownership.....	..100.000	Brookfield Wealth Solutions Ltd.NO.....1
.0408 ...	Brookfield Wealth Solutions Group00000	BAM Re UK Holdings Ltd.GBR.....	NIA.....	BWS Holdings Ltd.	Ownership.....	..100.000	Brookfield Wealth Solutions Ltd.NO.....1
.0408 ...	Brookfield Wealth Solutions Group00000	BAMR BID II AIV LPCYM.....	OTH.....	Boole L.P.	Ownership.....	..33.300	Brookfield Wealth Solutions Ltd.NO.....13
.0408 ...	Brookfield Wealth Solutions Group00000	BAMR BID II US AIV LPCYM.....	OTH.....	Boole L.P.	Ownership.....	..33.300	Brookfield Wealth Solutions Ltd.NO.....13
.0408 ...	Brookfield Wealth Solutions Group00000	BAMR Freestone Holdings Kft.HUN.....	NIA.....	BWS Holdings Ltd.	Ownership.....	..100.000	Brookfield Wealth Solutions Ltd.NO.....1
.0408 ...	Brookfield Wealth Solutions Group00000	BAMR Holdings Ltd.BMU.....	NIA.....	Brookfield Wealth Solutions Ltd.	Ownership.....	..100.000	Brookfield Wealth Solutions Ltd.NO.....1
.0408 ...	Brookfield Wealth Solutions Group00000	45-5303462	BWS US Holdings (Bermuda) I Ltd.BMU.....	UIP.....	BWS Holdings Ltd.	Ownership.....	..100.000	Brookfield Wealth Solutions Ltd.NO.....1
.0408 ...	Brookfield Wealth Solutions Group00000	92-0894383	BWS US Holdings LLCDE.....	UIP.....	BWS US Holdings (Bermuda) I Ltd.	Ownership.....	..100.000	Brookfield Wealth Solutions Ltd.NO.....1
.0408 ...	Brookfield Wealth Solutions Group00000	99-1498708	Bates Blane 2023-1 Holdco LLCDE.....	OTH.....	BWS US Holdings LLC	Management.....	..0.000	Brookfield Wealth Solutions Ltd.NO.....1
.0408 ...	Brookfield Wealth Solutions Group00000	Bates Blane 2023-1 LLCDE.....	OTH.....	Bates Blane 2023-1 Holdco LLC	Ownership.....	..100.000	Brookfield Wealth Solutions Ltd.NO.....13
.0408 ...	Brookfield Wealth Solutions Group00000	79-1775620	Bay Adelaide North Property Holdings Inc.CAN.....	OTH.....	BWS US Holdings LLC	Management.....	..0.000	Brookfield Wealth Solutions Ltd.NO.....13
.0408 ...	Brookfield Wealth Solutions Group00000	Bay Adelaide Property Holdings Inc.CAN.....	OTH.....	BWS US Holdings LLC	Management.....	..0.000	Brookfield Wealth Solutions Ltd.NO.....13
.0408 ...	Brookfield Wealth Solutions Group00000	71-5308342	BFPL Calgary Property Holdings Inc.CAN.....	OTH.....	BWS US Holdings LLC	Management.....	..0.000	Brookfield Wealth Solutions Ltd.NO.....13
.0408 ...	Brookfield Wealth Solutions Group00000	75-3208214	BFPL Toronto Property Holdings Inc.CAN.....	OTH.....	BWS US Holdings LLC	Management.....	..0.000	Brookfield Wealth Solutions Ltd.NO.....13
.0408 ...	Brookfield Wealth Solutions Group00000	BGL Pinehurst Land, LLCDE.....	OTH.....	American National Insurance Company	Ownership.....	..100.000	Brookfield Wealth Solutions Ltd.NO.....13
.0408 ...	Brookfield Wealth Solutions Group00000	BGL Pinehurst, LLCDE.....	OTH.....	American National Insurance Company	Ownership.....	..100.000	Brookfield Wealth Solutions Ltd.NO.....13
.0408 ...	Brookfield Wealth Solutions Group00000	BLI Pinehurst Mezz, LLCDE.....	OTH.....	American National Insurance Company	Ownership.....	..100.000	Brookfield Wealth Solutions Ltd.NO.....13
.0408 ...	Brookfield Wealth Solutions Group00000	BLI Pinehurst, LLCDE.....	OTH.....	BLI Pinehurst Mezz, LLC	Ownership.....	..100.000	Brookfield Wealth Solutions Ltd.NO.....13
.0408 ...	Brookfield Wealth Solutions Group00000	Blumont Annuity Company UK Ltd.GBR.....	IA.....	Blumont Annuity Holdings UK Ltd.	Ownership.....	..100.000	Brookfield Wealth Solutions Ltd.NO.....1
.0408 ...	Brookfield Wealth Solutions Group00000	Blumont Annuity Holdings UK Ltd.GBR.....	NIA.....	BWS Holdings Ltd.	Ownership.....	..100.000	Brookfield Wealth Solutions Ltd.NO.....1

STATEMENT AS OF SEPTEMBER 30, 2025 OF THE AMERICAN NATIONAL LIFE INSURANCE COMPANY OF TEXAS

SCHEDULE Y
PART 1A - DETAILS OF INSURANCE HOLDING COMPANY SYSTEM

1	2	3	4	5	6	7	8	9	10	11	12	13	14	15	16
Group Code	Group Name	NAIC Company Code	ID Number	Federal RSSD	CIK	Name of Securities Exchange if Publicly Traded (U.S. or International)	Names of Parent, Subsidiaries Or Affiliates	Domi-ciliary Location	Relation-ship to Reporting Entity	Directly Controlled by (Name of Entity/Person)	Type of Control (Ownership, Board, Management, Attorney-in-Fact, Influence, Other)	If Control is Owner-ship Provide Percen-tage	Ultimate Controlling Entity(ies)/Person(s)	Is an SCA Filing Re-quired? (Yes/No)	*
.0408...	Brookfield Wealth Solutions Group00000					BN RE Ri (UK) LimitedGBR.....	..NIA.....	BWS Holdings Ltd.	Ownership.....	100.000	Brookfield Wealth Solutions Ltd.NO.....1
.0408...	Brookfield Wealth Solutions Group00000	98-1736669				BNRE 77G Holdings Ltd.BMU.....	..OTH.....	BWS Holdings Ltd.	Ownership.....	100.000	Brookfield Wealth Solutions Ltd.NO.....13
.0408...	Brookfield Wealth Solutions Group00000	98-1790490				BNRE Bermuda Finance GP Ltd.BMU.....	..NIA.....	BNRE Bermuda Finance Holdings Ltd.	Ownership.....	100.000	Brookfield Wealth Solutions Ltd.NO.....13
.0408...	Brookfield Wealth Solutions Group00000	98-1790499				BNRE Bermuda Finance Holdings Ltd.BMU.....	..NIA.....	BWS Holdings Ltd.	Ownership.....	100.000	Brookfield Wealth Solutions Ltd.NO.....13
.0408...	Brookfield Wealth Solutions Group00000	98-1790480				BNRE Bermuda Finance LPBMU.....	..NIA.....	BNRE Bermuda Finance GP Ltd.	Management.....	..0.000	Brookfield Wealth Solutions Ltd.NO.....13
.0408...	Brookfield Wealth Solutions Group00000					BNRE Bermuda Services Ltd.BMU.....	..NIA.....	BAMR Holdings Ltd.	Ownership.....	100.000	Brookfield Wealth Solutions Ltd.NO.....1
.0408...	Brookfield Wealth Solutions Group00000	99-1085964				BNRE Ventures TruckCo CDL, LLCDE.....	..OTH.....	Meadow 2021-1 Holdco Ltd	Ownership.....	33.300	Brookfield Wealth Solutions Ltd.NO.....13
.0408...	Brookfield Wealth Solutions Group00000	98-1790219				BNRE Canada Finance ULCCAN.....	..NIA.....	BNRE Canada Holdings Inc.	Ownership.....	100.000	Brookfield Wealth Solutions Ltd.NO.....13
.0408...	Brookfield Wealth Solutions Group00000	78-3081227				BNRE Canada Holdings Inc.CAN.....	..NIA.....	BWS Holdings Ltd.	Ownership.....	100.000	Brookfield Wealth Solutions Ltd.NO.....13
.0408...	Brookfield Wealth Solutions Group00000	76-5766621				BNRE Canada Pref Sub Inc.CAN.....	..NIA.....	BNRE Canada Holdings Inc.	Ownership.....	100.000	Brookfield Wealth Solutions Ltd.NO.....13
.0408...	Brookfield Wealth Solutions Group00000	77-0700342				BNRE Canada Services Inc.CAN.....	..NIA.....	BAMR Holdings Ltd.	Ownership.....	100.000	Brookfield Wealth Solutions Ltd.NO.....1
.0408...	Brookfield Wealth Solutions Group00000	98-1773977				BNRE Cdn Holdings I ULCCAN.....	..NIA.....	Brookfield Annuity Holdings Inc.	Ownership.....	100.000	Brookfield Wealth Solutions Ltd.NO.....1
.0408...	Brookfield Wealth Solutions Group00000					BNRE Holdings I LPCAN.....	..NIA.....	BAMR Holdings Ltd.	Management.....	..0.000	Brookfield Wealth Solutions Ltd.NO.....1
.0408...	Brookfield Wealth Solutions Group00000					BNRE Services (Barbados) Inc.BRB.....	..NIA.....	BAMR Holdings Ltd.	Ownership.....	100.000	Brookfield Wealth Solutions Ltd.NO.....1
.0408...	Brookfield Wealth Solutions Group00000	92-2035543				BNRE Triangle Acquisition Inc.DE.....	..NIA.....	BWS US Holdings LLC	Ownership.....	100.000	Brookfield Wealth Solutions Ltd.NO.....1
.0408...	Brookfield Wealth Solutions Group00000	86-3528887				BNRE US Services LLCDE.....	..NIA.....	BWS US Holdings LLC	Ownership.....	100.000	Brookfield Wealth Solutions Ltd.NO.....1
.0408...	Brookfield Wealth Solutions Group00000					BNT Partners TrustBMU.....	..UIP.....	BNT Trustee Ltd.	Management.....	..0.000	Bruce FlattNO.....1
.0408...	Brookfield Wealth Solutions Group00000					BNT Trustee Ltd.BMU.....	..UIP.....	Partners FC Ltd.	Ownership.....	41.000	Bruce FlattNO.....1
.0408...	Brookfield Wealth Solutions Group00000					Boccherini F2 2022-1, LLCDE.....	..OTH.....	BWS US Holdings LLC	Management.....	..0.000	Brookfield Wealth Solutions Ltd.NO.....13
.0408...	Brookfield Wealth Solutions Group00000					Boccherini F2 Interco 2022-1, LLCDE.....	..OTH.....	Boccherini F2 2022-1, LLC	Ownership.....	100.000	Brookfield Wealth Solutions Ltd.NO.....13
.0408...	Brookfield Wealth Solutions Group00000	98-1748101				Boole L.P.CYM.....	..OTH.....	American National Insurance Company	Ownership.....	48.600	Brookfield Wealth Solutions Ltd.NO.....13
.0408...	Brookfield Wealth Solutions Group00000					Brahms PP 2022-1, LLCDE.....	..OTH.....	BWS US Holdings LLC	Management.....	..0.000	Brookfield Wealth Solutions Ltd.NO.....13
.0408...	Brookfield Wealth Solutions Group00000					Brahms PP Interco 2022-1, LLCDE.....	..OTH.....	Brahms PP 2022-1, LLC	Ownership.....	100.000	Brookfield Wealth Solutions Ltd.NO.....13
.0408...	Brookfield Wealth Solutions Group00000	98-1728948				BREF VI Cayman 1 LPCYM.....	..OTH.....	BWS Holdings Ltd.	Management.....	..0.000	Brookfield Wealth Solutions Ltd.NO.....13
.0408...	Brookfield Wealth Solutions Group00000	98-1774796				BREF VI Cayman 2 LPCYM.....	..OTH.....	BWS Holdings Ltd.	Management.....	..0.000	Brookfield Wealth Solutions Ltd.NO.....13
.0408...	Brookfield Wealth Solutions Group00000	98-1672376				Blumont Annuity CompanyCAN.....	..IA.....	Brookfield Annuity Holdings Inc.	Ownership.....	100.000	Brookfield Wealth Solutions Ltd.NO.....1
.0408...	Brookfield Wealth Solutions Group00000					Brookfield Annuity Holdings Inc.CAN.....	..NIA.....	BWS Holdings Ltd.	Ownership.....	100.000	Brookfield Wealth Solutions Ltd.NO.....1
.0408...	Brookfield Wealth Solutions Group00000					Brookfield Annuity Loan LPCAN.....	..NIA.....	Brookfield Annuity Holdings Inc.	Management.....	..0.000	Brookfield Wealth Solutions Ltd.NO.....13
.0408...	Brookfield Wealth Solutions Group00000	38-4088410				Brookfield Annuity US Inc.CAN.....	..NIA.....	Blumont Annuity Company	Ownership.....	100.000	Brookfield Wealth Solutions Ltd.NO.....1
.0408...	Brookfield Wealth Solutions Group00000					Brookfield Reinsurance Investments LPDE.....	..NIA.....	BNRE US Services LLC	Management.....	..0.000	Brookfield Wealth Solutions Ltd.NO.....1
.0408...	Brookfield Wealth Solutions Group00000	20-1134768		1837429	NYSE, TSX	Brookfield Wealth Solutions Ltd.BMU.....	..UIP.....	BNT Partners Trust	Other.....	..0.000	Bruce FlattNO.....2
.0408...	Brookfield Wealth Solutions Group00000	33-3818578				Bventures Holdco LLCDE.....	..OTH.....	BWS US Holdings LLC	Management.....	..0.000	Brookfield Wealth Solutions Ltd.NO.....13
.0408...	Brookfield Wealth Solutions Group00000	88-1786620				BVentures LeverCo S-B, LLCDE.....	..OTH.....	BWS US Holdings LLC	Management.....	..0.000	Brookfield Wealth Solutions Ltd.NO.....13
.0408...	Brookfield Wealth Solutions Group00000	99-1086362				Bventures TruckCo CDL, LLCDE.....	..OTH.....	BWS US Holdings LLC	Management.....	..0.000	Brookfield Wealth Solutions Ltd.NO.....13
.0408...	Brookfield Wealth Solutions Group00000	88-1746432				BVentures TruckCo S-C, LLCDE.....	..OTH.....	BWS US Holdings LLC	Management.....	..0.000	Brookfield Wealth Solutions Ltd.NO.....13
.0408...	Brookfield Wealth Solutions Group00000	88-1773069				BVentures VTSCo S-D, LLCDE.....	..OTH.....	BWS US Holdings LLC	Management.....	..0.000	Brookfield Wealth Solutions Ltd.NO.....13
.0408...	Brookfield Wealth Solutions Group00000					Bylsma 2022-1, LLCDE.....	..OTH.....	Bylsma 2022-1, Ltd.	Ownership.....	100.000	Brookfield Wealth Solutions Ltd.NO.....13
.0408...	Brookfield Wealth Solutions Group00000	98-1684989				Bylsma 2022-1, Ltd.CYM.....	..OTH.....	American National Insurance Company	Ownership.....	80.100	Brookfield Wealth Solutions Ltd.NO.....13
.0408...	Brookfield Wealth Solutions Group00000	98-1748248				Cantor L.P.CYM.....	..OTH.....	American National Insurance Company	Ownership.....	47.700	Brookfield Wealth Solutions Ltd.NO.....13
.0408...	Brookfield Wealth Solutions Group00000					Casals 2022-1, LLCDE.....	..OTH.....	Casals 2022-1, Ltd.	Ownership.....	100.000	Brookfield Wealth Solutions Ltd.NO.....13
.0408...	Brookfield Wealth Solutions Group00000	98-1685005				Casals 2022-1, Ltd.CYM.....	..OTH.....	American National Insurance Company	Ownership.....	80.100	Brookfield Wealth Solutions Ltd.NO.....13
.0408...	Brookfield Wealth Solutions Group00000	99-1515603				Chamberlain Blane 2023-1 Holdco LLCDE.....	..OTH.....	BWS US Holdings LLC	Ownership.....	50.700	Brookfield Wealth Solutions Ltd.NO.....1
.0408...	Brookfield Wealth Solutions Group00000					Chamberlain Blane 2023-1 LLCDE.....	..OTH.....	Chamberlain Blane 2023-1 Holdco LLC	Ownership.....	100.000	Brookfield Wealth Solutions Ltd.NO.....13
.0408...	Brookfield Wealth Solutions Group00000	33-1775291				D VI Delta Acquisition 2 LLCDE.....	..OTH.....	BWS US Holdings LLC	Management.....	..0.000	Brookfield Wealth Solutions Ltd.NO.....13
.0408...	Brookfield Wealth Solutions Group00000					Dupre 2022-1, LLCDE.....	..OTH.....	Dupre 2022-1, Ltd.	Ownership.....	100.000	Brookfield Wealth Solutions Ltd.NO.....13
.0408...	Brookfield Wealth Solutions Group00000	98-1685038				Dupre 2022-1, Ltd.CYM.....	..OTH.....	American National Insurance Company	Ownership.....	100.000	Brookfield Wealth Solutions Ltd.NO.....13
.0408...	Brookfield Wealth Solutions Group00000	98-1821933				Eugene Property Holdings Ltd.CYM.....	..OTH.....	BWS US Holdings LLC	Management.....	..0.000	Brookfield Wealth Solutions Ltd.NO.....13
.0408...	Brookfield Wealth Solutions Group00000	99-1539863				Ewing Blane 2023-1 Holdco LLCDE.....	..OTH.....	BWS US Holdings LLC	Management.....	..0.000	Brookfield Wealth Solutions Ltd.NO.....1
.0408...	Brookfield Wealth Solutions Group00000					Ewing Blane 2023-1 LLCDE.....	..OTH.....	Ewing Blane 2023-1 Holdco LLC	Ownership.....	100.000	Brookfield Wealth Solutions Ltd.NO.....13

STATEMENT AS OF SEPTEMBER 30, 2025 OF THE AMERICAN NATIONAL LIFE INSURANCE COMPANY OF TEXAS

SCHEDULE Y
PART 1A - DETAILS OF INSURANCE HOLDING COMPANY SYSTEM

1	2	3	4	5	6	7	8	9	10	11	12	13	14	15	16
Group Code	Group Name	NAIC Company Code	ID Number	Federal RSSD	CIK	Name of Securities Exchange if Publicly Traded (U.S. or International)	Names of Parent, Subsidiaries Or Affiliates	Domi-ciliary Location	Relation-ship to Reporting Entity	Directly Controlled by (Name of Entity/Person)	Type of Control (Ownership, Board, Management, Attorney-in-Fact, Influence, Other)	If Control is Owner-ship Provide Percen-tage	Ultimate Controlling Entity(ies)/Person(s)	Is an SCA Filing Re-quired? (Yes/No)	*
.0408 ...	Brookfield Wealth Solutions Group00000	98-1737778	Grace Property Holdings LimitedCYM.....	OTH.....	BWS US Holdings LLC	Management.....	..0.000	Brookfield Wealth Solutions Ltd.NO.....13
.0408 ...	Brookfield Wealth Solutions Group00000	Grace Reinsurance LtdBMU.....	NIA.....	Freestone Re Ltd.	Ownership.....	..100.000	Brookfield Wealth Solutions Ltd.NO.....1
.0408 ...	Brookfield Wealth Solutions Group00000	92-3985861	Harrell 2023-1, LLCDE.....	OTH.....	BWS US Holdings LLC	Management.....	..0.000	Brookfield Wealth Solutions Ltd.NO.....13
.0408 ...	Brookfield Wealth Solutions Group00000	92-4009671	Isserlis 2023-1, LLCDE.....	OTH.....	BWS US Holdings LLC	Management.....	..0.000	Brookfield Wealth Solutions Ltd.NO.....13
.0408 ...	Brookfield Wealth Solutions Group00000	93-4288766	Johnston 2023-1, LLCDE.....	OTH.....	BWS US Holdings LLC	Management.....	..0.000	Brookfield Wealth Solutions Ltd.NO.....13
.0408 ...	Brookfield Wealth Solutions Group00000	98-1822873	Jordan Creek Property Holdings Ltd.CYM.....	OTH.....	BWS US Holdings LLC	Management.....	..0.000	Brookfield Wealth Solutions Ltd.NO.....13
.0408 ...	Brookfield Wealth Solutions Group00000	98-1820559	La Cantera Property Holdings Ltd.CYM.....	OTH.....	BWS US Holdings LLC	Management.....	..0.000	Brookfield Wealth Solutions Ltd.NO.....13
.0408 ...	Brookfield Wealth Solutions Group00000	33-3669600	LQM E Issuer, LPDE.....	OTH.....	BWS US Holdings LLC	Management.....	..0.000	Brookfield Wealth Solutions Ltd.NO.....13
.0408 ...	Brookfield Wealth Solutions Group00000	99-4182456	LQM G Issuer, LPDE.....	OTH.....	BWS US Holdings LLC	Management.....	..0.000	Brookfield Wealth Solutions Ltd.NO.....1
.0408 ...	Brookfield Wealth Solutions Group00000	98-1737739	Lilia Property Holdings LtdCYM.....	OTH.....	BWS US Holdings LLC	Management.....	..0.000	Brookfield Wealth Solutions Ltd.NO.....13
.0408 ...	Brookfield Wealth Solutions Group00000	McCarren 2021-1 Holdco Ltd.CYM.....	OTH.....	McCarren 2021-1 Ltd.	Ownership.....	..100.000	Brookfield Wealth Solutions Ltd.NO.....13
.0408 ...	Brookfield Wealth Solutions Group00000	McCarren 2021-1 Ltd.CYM.....	OTH.....	BWS Holdings Ltd.	Ownership.....	..100.000	Brookfield Wealth Solutions Ltd.NO.....13
.0408 ...	Brookfield Wealth Solutions Group00000	Meadow 2021-1 Holdco Ltd.CYM.....	OTH.....	Meadow 2021-1 Ltd.	Ownership.....	..100.000	Brookfield Wealth Solutions Ltd.NO.....13
.0408 ...	Brookfield Wealth Solutions Group00000	Meadow 2021-1 Ltd.CYM.....	OTH.....	BWS Holdings Ltd.	Ownership.....	..100.000	Brookfield Wealth Solutions Ltd.NO.....13
.0408 ...	Brookfield Wealth Solutions Group00000	North End Re (Cayman) SPCCYM.....	IA.....	BWS Holdings Ltd.	Ownership.....	..100.000	Brookfield Wealth Solutions Ltd.NO.....1
.0408 ...	Brookfield Wealth Solutions Group00000	North End Re Ltd.BMU.....	IA.....	BWS Holdings Ltd.	Ownership.....	..100.000	Brookfield Wealth Solutions Ltd.NO.....1
.0408 ...	Brookfield Wealth Solutions Group00000	98-1737429	One Liberty Plaza Property Holdings LimitedCYM.....	OTH.....	BWS US Holdings LLC	Management.....	..0.000	Brookfield Wealth Solutions Ltd.NO.....13
.0408 ...	Brookfield Wealth Solutions Group00000	Partners FC II Ltd.BMU.....	UIP.....	Bruce Flatt	Ownership.....	..100.000	Bruce FlattNO.....1
.0408 ...	Brookfield Wealth Solutions Group00000	Partners FC Ltd.BMU.....	UIP.....	Partners FC II Ltd.	Ownership.....	..100.000	Bruce FlattNO.....1
.0408 ...	Brookfield Wealth Solutions Group00000	Prospect 2021-1 Holdco Ltd.CYM.....	OTH.....	Prospect 2021-1 Ltd.	Ownership.....	..100.000	Brookfield Wealth Solutions Ltd.NO.....13
.0408 ...	Brookfield Wealth Solutions Group00000	Prospect 2021-1 Ltd.CYM.....	OTH.....	BWS Holdings Ltd.	Ownership.....	..100.000	Brookfield Wealth Solutions Ltd.NO.....13
.0408 ...	Brookfield Wealth Solutions Group00000	99-1363460	RLS Borrower, LLCDE.....	OTH.....	RLS Holdco, LLC	Ownership.....	..100.000	Brookfield Wealth Solutions Ltd.NO.....13
.0408 ...	Brookfield Wealth Solutions Group00000	33-2297899	RLS Series I Borrower LLCDE.....	OTH.....	RLS Series I Holdco LLC	Ownership.....	..100.000	Brookfield Wealth Solutions Ltd.NO.....13
.0408 ...	Brookfield Wealth Solutions Group00000	99-1382199	RLS Holdco, LLCDE.....	OTH.....	American Equity Investment Life Insurance Company	Ownership.....	..54.500	Brookfield Wealth Solutions Ltd.NO.....13
.0408 ...	Brookfield Wealth Solutions Group00000	93-2732031	SG BNRE LLCDE.....	OTH.....	Chamberlain Blane 2023-1 LLC	Ownership.....	..100.000	Brookfield Wealth Solutions Ltd.NO.....13
.0408 ...	Brookfield Wealth Solutions Group00000	88-3971831	TX Galileo LLCDE.....	OTH.....	BWS US Holdings LLC	Management.....	..0.000	Brookfield Wealth Solutions Ltd.NO.....13
.0408 ...	Brookfield Wealth Solutions Group00000	88-3904685	TX Hooke LLCDE.....	OTH.....	BWS US Holdings LLC	Management.....	..0.000	Brookfield Wealth Solutions Ltd.NO.....13
.0408 ...	Brookfield Wealth Solutions Group00000	88-3957208	TX Kepler LLCDE.....	OTH.....	BWS US Holdings LLC	Management.....	..0.000	Brookfield Wealth Solutions Ltd.NO.....13
.0408 ...	Brookfield Wealth Solutions Group00000	88-3921297	TX Leibniz LLCDE.....	OTH.....	BWS US Holdings LLC	Management.....	..0.000	Brookfield Wealth Solutions Ltd.NO.....13
.0408 ...	Brookfield Wealth Solutions Group00000	88-3871687	TX Newton LLCDE.....	OTH.....	BWS US Holdings LLC	Management.....	..0.000	Brookfield Wealth Solutions Ltd.NO.....13
.0408 ...	Brookfield Wealth Solutions Group00000	88-3889808	TX Wren LLCDE.....	OTH.....	BWS US Holdings LLC	Management.....	..0.000	Brookfield Wealth Solutions Ltd.NO.....13
.0408 ...	Brookfield Wealth Solutions Group00000	98-1822653	Tyson's Galleria Property Holdings Ltd.CYM.....	OTH.....	BWS US Holdings LLC	Management.....	..0.000	Brookfield Wealth Solutions Ltd.NO.....13
.0408 ...	Brookfield Wealth Solutions Group00000	Volta Holdings LPCYM.....	OTH.....	BAMR Holdings Ltd.	Management.....	..0.000	Brookfield Wealth Solutions Ltd.NO.....1
.0408 ...	Brookfield Wealth Solutions Group00000	98-1822700	Willowbrook Property Holdings Ltd.CYM.....	OTH.....	BWS US Holdings LLC	Management.....	..0.000	Brookfield Wealth Solutions Ltd.NO.....13
.0408 ...	Brookfield Wealth Solutions Group00000	98-1822913	Woodlands Mall Property Holdings Ltd.CYM.....	OTH.....	BWS US Holdings LLC	Management.....	..0.000	Brookfield Wealth Solutions Ltd.NO.....13
.0408 ...	Brookfield Wealth Solutions Group00000	88-1750592	Bventures ClinicCo S-B, LLCDE.....	OTH.....	Bventures Holdco LLC	Ownership.....	..86.000	Brookfield Wealth Solutions Ltd.NO.....13
.0408 ...	Brookfield Wealth Solutions Group00000	BWS US Subholdings LLCDE.....	OTH.....	BWS US Holdings LLC	Ownership.....	..100.000	Brookfield Wealth Solutions Ltd.NO.....1
.0408 ...	Brookfield Wealth Solutions Group00000	33-4149865	Delambre 2025-1 LLCDE.....	OTH.....	BWS US Subholdings LLC	Management.....	..0.000	Brookfield Wealth Solutions Ltd.NO.....13
.0408 ...	Brookfield Wealth Solutions Group00000	33-4152401	Euclid 2025-1 LLCDE.....	OTH.....	BWS US Subholdings LLC	Management.....	..0.000	Brookfield Wealth Solutions Ltd.NO.....13
.0408 ...	Brookfield Wealth Solutions Group00000	33-4211096	Fermi 2025-1 LLCDE.....	OTH.....	BWS US Subholdings LLC	Management.....	..0.000	Brookfield Wealth Solutions Ltd.NO.....13
.0408 ...	Brookfield Wealth Solutions Group00000	33-4183519	BID Diversified LLCDE.....	OTH.....	BWS US Subholdings LLC	Management.....	..0.000	Brookfield Wealth Solutions Ltd.NO.....13
.0408 ...	Brookfield Wealth Solutions Group00000	33-4770282	BAMR BID III AIV LPDE.....	OTH.....	2022 Ceres Note Issuer LP	Ownership.....	..20.000	Brookfield Wealth Solutions Ltd.NO.....13
.0408 ...	Brookfield Wealth Solutions Group00000	RLS Series I Holdco LLCDE.....	OTH.....	American Equity Investment Life Insurance Company	Ownership.....	..54.500	Brookfield Wealth Solutions Ltd.NO.....13
.0408 ...	Brookfield Wealth Solutions Group00000	Gabetta 2024-1, LLCDE.....	OTH.....	American National Insurance Company	Ownership.....	..100.000	Brookfield Wealth Solutions Ltd.NO.....13
.0408 ...	Brookfield Wealth Solutions Group00000	Gabetta Intero 2024-1, LLCDE.....	OTH.....	Gabetta 2024-1, LLC	Ownership.....	..100.000	Brookfield Wealth Solutions Ltd.NO.....13
.0408 ...	Brookfield Wealth Solutions Group00000	33-4093864	BSI II BWS AIV LPDE.....	OTH.....	BWS US Holdings LLC	Ownership.....	..100.000	Brookfield Wealth Solutions Ltd.NO.....13
.0408 ...	Brookfield Wealth Solutions Group00000	BWS BSREP V KJ Ltd.BMU.....	OTH.....	BWS Holdings Ltd.	Ownership.....	..100.000	Brookfield Wealth Solutions Ltd.NO.....13

STATEMENT AS OF SEPTEMBER 30, 2025 OF THE AMERICAN NATIONAL LIFE INSURANCE COMPANY OF TEXAS

SCHEDULE Y
PART 1A - DETAILS OF INSURANCE HOLDING COMPANY SYSTEM

1	2	3	4	5	6	7	8	9	10	11	12 Type of Control (Ownership, Board, Management, Attorney-in-Fact, Influence, Other)	13 If Control is Owner- ship Provide Percen- tage	14 Ultimate Controlling Entity(ies)/Person(s)	15 Is an SCA Filing Re- quired? (Yes/No)	16 *
Group Code	Group Name	NAIC Company Code	ID Number	Federal RSSD	CIK	Name of Securities Exchange if Publicly Traded (U.S. or International)	Names of Parent, Subsidiaries Or Affiliates	Domi- ciliary Loca- tion	Rela- tion- ship to Reporting Entity	Directly Controlled by (Name of Entity/Person)					
.0408 ...	Brookfield Wealth Solutions Group00000					Fresno Farming LLCDE.....	OTH.....	BWS US Holdings LLC	Management.....	..0.000	Brookfield Wealth Solutions Ltd.NO.....13
.0408 ...	Brookfield Wealth Solutions Group00000					Canadian Intercontinental Equities Limited .	..CAN.....	NIA.....	BWS Holdings Ltd.	Ownership.....	..100.000	Brookfield Wealth Solutions Ltd.NO.....1
.0408 ...	Brookfield Wealth Solutions Group00000					BWS Luxembourg Holdings I S.à r.l.LUX.....	NIA.....	BWS Holdings Ltd.	Ownership.....	..100.000	Brookfield Wealth Solutions Ltd.NO.....1
.0408 ...	Brookfield Wealth Solutions Group00000					BWS Luxembourg Holdings II S.à r.l.LUX.....	NIA.....	BWS Holdings Ltd.	Ownership.....	..100.000	Brookfield Wealth Solutions Ltd.NO.....1
.0408 ...	Brookfield Wealth Solutions Group00000					BWS Luxembourg Holdings III S.à r.l.LUX.....	NIA.....	BWS Holdings Ltd.	Ownership.....	..100.000	Brookfield Wealth Solutions Ltd.NO.....1
.0408 ...	Brookfield Wealth Solutions Group00000					BWS Luxembourg I SCSpLUX.....	NIA.....	BWS Luxembourg Holdings II S.à r.l.	Management.....	..0.000	Brookfield Wealth Solutions Ltd.NO.....1
.0408 ...	Brookfield Wealth Solutions Group00000					BWS Luxembourg II SCSpLUX.....	NIA.....	BWS Luxembourg Holdings II S.à r.l.	Management.....	..0.000	Brookfield Wealth Solutions Ltd.NO.....1
.0408 ...	Brookfield Wealth Solutions Group00000					AEL Avenal Ranch LLCDE.....	OTH.....	BWS US Holdings LLC	Management.....	..0.000	Brookfield Wealth Solutions Ltd.NO.....13
.0408 ...	Brookfield Wealth Solutions Group00000					AEL Gravity Ranch LLCDE.....	OTH.....	BWS US Holdings LLC	Management.....	..0.000	Brookfield Wealth Solutions Ltd.NO.....13
.0408 ...	Brookfield Wealth Solutions Group00000					AEL I-5 Ranch LLCDE.....	OTH.....	BWS US Holdings LLC	Management.....	..0.000	Brookfield Wealth Solutions Ltd.NO.....13
.0408 ...	Brookfield Wealth Solutions Group00000					AEL Lassen East Ranch LLCDE.....	OTH.....	BWS US Holdings LLC	Management.....	..0.000	Brookfield Wealth Solutions Ltd.NO.....13
.0408 ...	Brookfield Wealth Solutions Group00000					AEL MT Whitney Ranch LLCDE.....	OTH.....	BWS US Holdings LLC	Management.....	..0.000	Brookfield Wealth Solutions Ltd.NO.....13
.0408 ...	Brookfield Wealth Solutions Group00000					AEL Peterson Road Ranch LLCDE.....	OTH.....	BWS US Holdings LLC	Management.....	..0.000	Brookfield Wealth Solutions Ltd.NO.....13
.0408 ...	Brookfield Wealth Solutions Group00000					AEL Semas Ranch LLCDE.....	OTH.....	BWS US Holdings LLC	Management.....	..0.000	Brookfield Wealth Solutions Ltd.NO.....13
.0408 ...	Brookfield Wealth Solutions Group00000	39-2268048 ..				Gaus 2025-1 LLCDE.....	OTH.....	BWS US Subholdings LLC	Management.....	..0.000	Brookfield Wealth Solutions Ltd.NO.....13
.0408 ...	Brookfield Wealth Solutions Group00000	39-2268833 ..				Hein 2025-1 LLCDE.....	OTH.....	BWS US Subholdings LLC	Management.....	..0.000	Brookfield Wealth Solutions Ltd.NO.....13
.0408 ...	Brookfield Wealth Solutions Group00000					Newton CAD Holdings ULCCAN.....	OTH.....	BWS US Holdings LLC	Management.....	..0.000	Brookfield Wealth Solutions Ltd.NO.....13
.0408 ...	Brookfield Wealth Solutions Group00000					RGMT Trust 2025-1DE.....	OTH.....	American Equity Investment Life Insurance Company	Other.....	..100.000	Brookfield Wealth Solutions Ltd.NO.....13
.0408 ...	Brookfield Wealth Solutions Group00000					RGMT Trust 2025-2DE.....	OTH.....	American Equity Investment Life Insurance Company	Other.....	..100.000	Brookfield Wealth Solutions Ltd.NO.....13
.0408 ...	Brookfield Wealth Solutions Group00000					RGMT Trust 2025-3DE.....	OTH.....	Eagle Life Insurance Company	Other.....	..100.000	Brookfield Wealth Solutions Ltd.NO.....13
.0408 ...	Brookfield Wealth Solutions Group00000					RGMT Trust 2025-4DE.....	OTH.....	Eagle Life Insurance Company	Other.....	..100.000	Brookfield Wealth Solutions Ltd.NO.....13
.0408 ...	Brookfield Wealth Solutions Group00000	39-2175841 ..				Silicon Holdings 2025-1 LLCDE.....	OTH.....	American National Insurance Company	Ownership.....	..42.100	Brookfield Wealth Solutions Ltd.NO.....13
.0408 ...	Brookfield Wealth Solutions Group00000					Silicon Investor (L) LLCDE.....	OTH.....	Silicon Investor 2025-1 LLC	Ownership.....	..100.000	Brookfield Wealth Solutions Ltd.NO.....13
.0408 ...	Brookfield Wealth Solutions Group00000					Silicon Investor (SS) LLCDE.....	OTH.....	Silicon Investor 2025-1 LLC	Ownership.....	..100.000	Brookfield Wealth Solutions Ltd.NO.....13
.0408 ...	Brookfield Wealth Solutions Group00000					Silicon Investor 2025-1 LLCDE.....	OTH.....	Silicon Pledgor 2025-1 LLC	Ownership.....	..100.000	Brookfield Wealth Solutions Ltd.NO.....13
.0408 ...	Brookfield Wealth Solutions Group00000					Silicon Pledgor 2025-1 LLCDE.....	OTH.....	Silicon Holdings 2025-1 LLC	Ownership.....	..100.000	Brookfield Wealth Solutions Ltd.NO.....13
.0408 ...	Brookfield Wealth Solutions Group00000					Silicon Investor (L-2), LLCDE.....	OTH.....	Silicon Investor 2025-1 LLC	Ownership.....	..100.000	Brookfield Wealth Solutions Ltd.NO.....13
.0408 ...	Brookfield Wealth Solutions Group00000					Silicon Investor (SS-2), LLCDE.....	OTH.....	Silicon Investor 2025-1 LLC	Ownership.....	..100.000	Brookfield Wealth Solutions Ltd.NO.....13
.0408 ...	Brookfield Wealth Solutions Group00000					Park Meadows Property Holdings Ltd.CYM.....	OTH.....	BWS US Holdings LLC	Management.....	..0.000	Brookfield Wealth Solutions Ltd.NO.....13
.0408 ...	Brookfield Wealth Solutions Group00000					North Star Property Holdings Ltd.CYM.....	OTH.....	BWS US Holdings LLC	Management.....	..0.000	Brookfield Wealth Solutions Ltd.NO.....13
.0408 ...	Brookfield Wealth Solutions Group00000	98-1846659 ..				Stonestown Galleria Property Holdings Ltd.CYM.....	OTH.....	BWS US Holdings LLC	Management.....	..0.000	Brookfield Wealth Solutions Ltd.NO.....13
.0408 ...	Brookfield Wealth Solutions Group00000	98-1846526 ..				Merrick Park Property Holdings Ltd.CYM.....	OTH.....	BWS US Holdings LLC	Management.....	..0.000	Brookfield Wealth Solutions Ltd.NO.....13
.0408 ...	Brookfield Wealth Solutions Group00000	98-1846509 ..				Fashion Show Property Holdings Ltd.CYM.....	OTH.....	BWS US Holdings LLC	Management.....	..0.000	Brookfield Wealth Solutions Ltd.NO.....13
.0408 ...	Brookfield Wealth Solutions Group00000	98-1846519 ..				Grand Canal Property Holdings Ltd.CYM.....	OTH.....	BWS US Holdings LLC	Management.....	..0.000	Brookfield Wealth Solutions Ltd.NO.....13
.0408 ...	Brookfield Wealth Solutions Group00000					Dolphin Holdco, LLCDE.....	OTH.....	American Equity Investment Life Insurance Company	Ownership.....	..40.000	Brookfield Wealth Solutions Ltd.NO.....13
.0408 ...	Brookfield Wealth Solutions Group00000					BF TAKEOFF HOLDINGS, LLCCYM.....	OTH.....	BWS US Holdings LLC	Ownership.....	..100.000	Brookfield Wealth Solutions Ltd.NO.....1
.0408 ...	Brookfield Wealth Solutions Group00000	39-3628011 ..				LCM E Issuer II, LPDE.....	OTH.....	BWS US Subholdings LLC	Management.....	..0.000	Brookfield Wealth Solutions Ltd.NO.....13
.0408 ...	Brookfield Wealth Solutions Group00000	39-3638988 ..				LCM G Issuer II, LPDE.....	OTH.....	BWS US Subholdings LLC	Management.....	..0.000	Brookfield Wealth Solutions Ltd.NO.....13
.0408 ...	Brookfield Wealth Solutions Group00000					Brookfield F-AI Investment Partners GP Ltd.BMU.....	NIA.....	BWS Luxembourg Holdings III S.à r.l. Brookfield F-AI Investment Partners GP Ltd.	Ownership.....	..100.000	Brookfield Wealth Solutions Ltd.NO.....13
.0408 ...	Brookfield Wealth Solutions Group00000					Brookfield F-AI Investment Partners LPBMU.....	NIA.....		Management.....	..0.000	Brookfield Wealth Solutions Ltd.NO.....13
.0408 ...	Brookfield Wealth Solutions Group00000					Boulder Reinsurance (Cayman) Ltd.CYM.....	NIA.....	American National Group Inc.	Ownership.....	..100.000	Brookfield Wealth Solutions Ltd.NO.....13
.0408 ...	Brookfield Wealth Solutions Group60739	74-0484030 ..	1343722			American National Insurance CompanyTX.....	IA.....	American National Group Inc.	Ownership.....	..100.000	Brookfield Wealth Solutions Ltd.NO.....1
.0408 ...	Brookfield Wealth Solutions Group71773	75-1016594 ..	1343731			American National Life Insurance Company of TexasTX.....	RE.....	American National Insurance Holdings, Inc.	Ownership.....	..100.000	Brookfield Wealth Solutions Ltd.NO.....1

STATEMENT AS OF SEPTEMBER 30, 2025 OF THE AMERICAN NATIONAL LIFE INSURANCE COMPANY OF TEXAS

SCHEDULE Y
PART 1A - DETAILS OF INSURANCE HOLDING COMPANY SYSTEM

1	2	3	4	5	6	7	8	9	10	11	12	13	14	15	16
Group Code	Group Name	NAIC Company Code	ID Number	Federal RSSD	CIK	Name of Securities Exchange if Publicly Traded (U.S. or International)	Names of Parent, Subsidiaries Or Affiliates	Domi-ciliary Location	Relation-ship to Reporting Entity	Directly Controlled by (Name of Entity/Person)	Type of Control (Ownership, Board, Management, Attorney-in-Fact, Influence, Other)	If Control is Owner-ship Provide Percen-tage	Ultimate Controlling Entity(ies)/Person(s)	Is an SCA Filing Re-quired? (Yes/No)	*
. 0408 ...	Brookfield Wealth Solutions Group 63657	22-1700753	Garden State Life Insurance Company TX..... IA.....	American National Insurance Holdings, Inc.	Ownership.....	.. 100.000 ...	Brookfield Wealth Solutions Ltd. NO.....	... 1
. 0408 ...	Brookfield Wealth Solutions Group 63126	14-1400831	American National Life Insurance Company of New York NY..... IA.....	American National Insurance Holdings, Inc.	Ownership.....	.. 100.000 ...	Brookfield Wealth Solutions Ltd. NO.....	... 1
. 0408 ...	Brookfield Wealth Solutions Group 13803	14-1415410	Farm Family Casualty Insurance Company NY..... IA.....	American National Insurance Holdings, Inc.	Ownership.....	.. 100.000 ...	Brookfield Wealth Solutions Ltd. NO.....	... 1
. 0408 ...	Brookfield Wealth Solutions Group 29963	14-1709872	United Farm Family Insurance Company NY..... IA.....	American National Insurance Holdings, Inc.	Ownership.....	.. 100.000 ...	Brookfield Wealth Solutions Ltd. NO.....	... 1
. 0408 ...	Brookfield Wealth Solutions Group 28401	43-1010895 ..	1343946	American National Property and Casualty Company NE..... IA.....	American National Insurance Holdings, Inc.	Ownership.....	.. 100.000 ...	Brookfield Wealth Solutions Ltd. NO.....	... 1
. 0408 ...	Brookfield Wealth Solutions Group 39942	43-1223793	American National General Insurance Company NE..... IA.....	American National Property and Casualty Company	Ownership.....	.. 100.000 ...	Brookfield Wealth Solutions Ltd. NO.....	... 1
. 0408 ...	Brookfield Wealth Solutions Group 29319	43-0617723	American National County Mutual Insurance Company TX..... IA.....	American National Insurance Company	Management.....	.. 0.000	Brookfield Wealth Solutions Ltd. NO.....	... 1
. 0408 ...	Brookfield Wealth Solutions Group 10043	75-2551212	American National Lloyds Insurance Company TX..... IA.....	ANPAC Lloyds Insurance Management, Inc. ...	Attorney-In-Fact.....	.. 0.000	Brookfield Wealth Solutions Ltd. NO.....	... 1
. 0408 ...	Brookfield Wealth Solutions Group 00000	42-1447959 ..	3981379	1039828	NYSE	American National Group Inc. DE..... UIP.....	ANG MIDCO I LLC	Ownership.....	.. 100.000 ...	Brookfield Wealth Solutions Ltd. NO.....	... 1
. 0408 ...	Brookfield Wealth Solutions Group 00000	88-4277274	American National Insurance Holdings, Inc. DE..... UDP.....	American National Group Inc.	Ownership.....	.. 100.000 ...	Brookfield Wealth Solutions Ltd. NO.....	... 1
. 0408 ...	Brookfield Wealth Solutions Group 00000	76-0457938	ANTAC, LLC TX..... NIA.....	American National Group Inc.	Ownership.....	.. 100.000 ...	Brookfield Wealth Solutions Ltd. NO.....	... 1
. 0408 ...	Brookfield Wealth Solutions Group 00000	74-2894432	Alternative Benefit Management, Inc. NV..... NIA.....	American National Insurance Company	Ownership.....	.. 100.000 ...	Brookfield Wealth Solutions Ltd. NO.....	... 1
. 0408 ...	Brookfield Wealth Solutions Group 00000	45-2475493	ANICO Financial Services, Inc. TX..... NIA.....	American National Insurance Company	Ownership.....	.. 100.000 ...	Brookfield Wealth Solutions Ltd. NO.....	... 1
. 0408 ...	Brookfield Wealth Solutions Group 00000	76-0356539	American National Administrators, Inc. TX..... NIA.....	American National Insurance Holdings, Inc.	Ownership.....	.. 100.000 ...	Brookfield Wealth Solutions Ltd. NO.....	... 1
. 0408 ...	Brookfield Wealth Solutions Group 00000	43-1071580	American National Insurance Service Company MO..... NIA.....	American National Property and Casualty Company	Ownership.....	.. 100.000 ...	Brookfield Wealth Solutions Ltd. NO.....	... 1
. 0408 ...	Brookfield Wealth Solutions Group 00000	88-2842497	ANISCO of Washington, LLC WA..... NIA.....	American National Insurance Service Company	Ownership.....	.. 100.000 ...	Brookfield Wealth Solutions Ltd. NO.....	... 1
. 0408 ...	Brookfield Wealth Solutions Group 00000	76-0442824	ANPAC Lloyds Insurance Management, Inc. TX..... NIA.....	American National Property and Casualty Company	Ownership.....	.. 100.000 ...	Brookfield Wealth Solutions Ltd. NO.....	... 1
. 0408 ...	Brookfield Wealth Solutions Group 00000	76-0620853	ANIND TX, LLC TX..... NIA.....	ANDV 97, LLC	Ownership.....	.. 100.000 ...	Brookfield Wealth Solutions Ltd. NO.....	... 1
. 0408 ...	Brookfield Wealth Solutions Group 00000	20-5822860	ANREINV, LLC TX..... NIA.....	ANDV 97, LLC	Ownership.....	.. 100.000 ...	Brookfield Wealth Solutions Ltd. NO.....	... 1
. 0408 ...	Brookfield Wealth Solutions Group 00000	76-0554942	ANDV 97, LLC TX..... NIA.....	ANTAC, LLC	Ownership.....	.. 100.000 ...	Brookfield Wealth Solutions Ltd. NO.....	... 1
. 0408 ...	Brookfield Wealth Solutions Group 00000	45-5303462	ANICO Eagle, LLC TX..... NIA.....	ANTAC, LLC	Ownership.....	.. 100.000 ...	Brookfield Wealth Solutions Ltd. NO.....	... 1
. 0408 ...	Brookfield Wealth Solutions Group 00000	AN/CAN Investments, Inc. CAN..... NIA.....	ANTAC, LLC	Ownership.....	.. 100.000 ...	Brookfield Wealth Solutions Ltd. NO.....	... 1
. 0408 ...	Brookfield Wealth Solutions Group 00000	98-1674569	Freestone Re Ltd. BMU..... IA.....	American National Group Inc.	Ownership.....	.. 100.000 ...	Brookfield Wealth Solutions Ltd. NO.....	... 1
. 0408 ...	Brookfield Wealth Solutions Group 00000	76-0178253	South Shore Harbour Development, LLC TX..... NIA.....	ANTAC, LLC	Ownership.....	.. 100.000 ...	Brookfield Wealth Solutions Ltd. NO.....	... 1
. 0408 ...	Brookfield Wealth Solutions Group 00000	20-0610755	Standard Plus, Inc. TX..... NIA.....	American National Insurance Holdings, Inc.	Ownership.....	.. 100.000 ...	Brookfield Wealth Solutions Ltd. NO.....	... 1
. 0408 ...	Brookfield Wealth Solutions Group 00000	80-0947060	Town Center Partners, Ltd. TX..... NIA.....	TC Blvd. Partners, LLC	Management.....	.. 0.000	Brookfield Wealth Solutions Ltd. NO.....	... 1
. 0408 ...	Brookfield Wealth Solutions Group 00000	76-0444990	Town and Country Partnership TX..... NIA.....	ANDV 97, LLC	Ownership.....	.. 72.200 ...	Brookfield Wealth Solutions Ltd. NO.....	... 1
. 0408 ...	Brookfield Wealth Solutions Group 00000	46-3426560	TC Blvd. Partners, LLC TX..... NIA.....	ANICO Eagle, LLC	Ownership.....	.. 87.700 ...	Brookfield Wealth Solutions Ltd. NO.....	... 1
. 0408 ...	Brookfield Wealth Solutions Group 00000	46-3432650	TC Blvd. Partners II, LLC TX..... NIA.....	ANICO Eagle, LLC	Ownership.....	.. 95.000 ...	Brookfield Wealth Solutions Ltd. NO.....	... 1
. 0408 ...	Brookfield Wealth Solutions Group 00000	20-8243164	MRPL Retail Partners, Ltd. (Shops at Bella Terra) TX..... NIA.....	ANICO Eagle, LLC	Ownership.....	.. 100.000 ...	Brookfield Wealth Solutions Ltd. NO.....	... 1
. 0408 ...	Brookfield Wealth Solutions Group 00000	20-4937509	Germann Road Land Development, LLC CO..... NIA.....	ANICO Eagle, LLC	Ownership.....	.. 100.000 ...	Brookfield Wealth Solutions Ltd. NO.....	... 1
. 0408 ...	Brookfield Wealth Solutions Group 00000	83-2964071	Eagle Tri County LLC TX..... NIA.....	Eagle IND., LP	Ownership.....	.. 100.000 ...	Brookfield Wealth Solutions Ltd. NO.....	... 1
. 0408 ...	Brookfield Wealth Solutions Group 00000	76-0621069	Eagle IND., L.P. TX..... NIA.....	ANIND TX, LLC	Management.....	.. 0.000	Brookfield Wealth Solutions Ltd. NO.....	... 1
. 0408 ...	Brookfield Wealth Solutions Group 00000	83-2990147	Eagle Burleson Park LLC TX..... NIA.....	Eagle IND., LP	Ownership.....	.. 100.000 ...	Brookfield Wealth Solutions Ltd. NO.....	... 1
. 0408 ...	Brookfield Wealth Solutions Group 00000	Chipman Industrial Park No. 1 Inc. CAN..... NIA.....	Chipman Development Corporation	Ownership.....	.. 100.000 ...	Brookfield Wealth Solutions Ltd. NO.....	... 1
. 0408 ...	Brookfield Wealth Solutions Group 00000	Chipman Holdings, Inc. CAN..... NIA.....	AN/CAN Investments, Inc.	Ownership.....	.. 100.000 ...	Brookfield Wealth Solutions Ltd. NO.....	... 1
. 0408 ...	Brookfield Wealth Solutions Group 00000	Chipman Development Corporation CAN..... NIA.....	AN/CAN Investments, Inc.	Ownership.....	.. 100.000 ...	Brookfield Wealth Solutions Ltd. NO.....	... 1
. 0408 ...	Brookfield Wealth Solutions Group 00000	Canadian Cottage Company Ltd. CAN..... NIA.....	Chipman Holdings, Inc.	Ownership.....	.. 100.000 ...	Brookfield Wealth Solutions Ltd. NO.....	... 1

STATEMENT AS OF SEPTEMBER 30, 2025 OF THE AMERICAN NATIONAL LIFE INSURANCE COMPANY OF TEXAS

SCHEDULE Y
PART 1A - DETAILS OF INSURANCE HOLDING COMPANY SYSTEM

1	2	3	4	5	6	7	8	9	10	11	12	13	14	15	16
Group Code	Group Name	NAIC Company Code	ID Number	Federal RSSD	CIK	Name of Securities Exchange if Publicly Traded (U.S. or International)	Names of Parent, Subsidiaries Or Affiliates	Domi-ciliary Loca-tion	Relation-ship to Reporting Entity	Directly Controlled by (Name of Entity/Person)	Type of Control (Ownership, Board, Management, Attorney-in-Fact, Influence, Other)	If Control is Owner-ship Provide Percen-tage	Ultimate Controlling Entity(ies)/Person(s)	Is an SCA Filing Re-quired? (Yes/No)	*
. 0408 ...	Brookfield Wealth Solutions Group 00000	93-2850635	American National Group Services, LLC DE.....	.. NIA.....	American National Group Inc.	Ownership.....	100.000 ...	Brookfield Wealth Solutions Ltd. NO.....	... 1
. 0408 ...	Brookfield Wealth Solutions Group 00000	ANTAC Core CRE, LLC TX.....	.. OTH.....	ANTAC, LLC	Ownership.....	100.000 ...	Brookfield Wealth Solutions Ltd. NO.....	... 13
. 0408 ...	Brookfield Wealth Solutions Group 00000	98-1737422	Family Core Holdings Ltd. CYM.....	.. OTH.....	Farm Family Casualty Insurance Company	Ownership.....	100.000 ...	Brookfield Wealth Solutions Ltd. NO.....	... 13
. 0408 ...	Brookfield Wealth Solutions Group 00000	South Shore Service Center, LLC TX.....	.. NIA.....	Farm Family Casualty Insurance Company	Ownership.....	100.000 ...	Brookfield Wealth Solutions Ltd. NO.....	... 1
. 0408 ...	Brookfield Wealth Solutions Group 00000	26-4431276	ANCAP Jasper, LLC SC.....	.. NIA.....	ANICO Eagle, LLC	Ownership.....	100.000 ...	Brookfield Wealth Solutions Ltd. NO.....	... 1
. 0408 ...	Brookfield Wealth Solutions Group 00000	26-4730727	ANCAP Jasper II, LLC SC.....	.. NIA.....	ANICO Eagle, LLC	Ownership.....	100.000 ...	Brookfield Wealth Solutions Ltd. NO.....	... 1
. 0408 ...	Brookfield Wealth Solutions Group 00000	99-0897384	ANICO REO Carondelet LLC TX.....	.. NIA.....	American National Insurance Company	Ownership.....	100.000 ...	Brookfield Wealth Solutions Ltd. NO.....	... 1
. 0408 ...	Brookfield Wealth Solutions Group 00000	99-1888471	ANICO REO C2 Owner LLC TX.....	.. NIA.....	American National Insurance Company	Ownership.....	100.000 ...	Brookfield Wealth Solutions Ltd. NO.....	... 1
. 0408 ...	Brookfield Wealth Solutions Group 00000	99-1291933	ANICO REO St. James Owner LLC TX.....	.. NIA.....	American National Insurance Company	Ownership.....	100.000 ...	Brookfield Wealth Solutions Ltd. NO.....	... 1
. 0408 ...	Brookfield Wealth Solutions Group 00000	1363015 Alberta Ltd. CAN.....	.. NIA.....	Chipman Development Corporation	Ownership.....	100.000 ...	Brookfield Wealth Solutions Ltd. NO.....	... 1
. 0408 ...	Brookfield Wealth Solutions Group 00000	20-8668116	121 Village, Ltd. TX.....	.. NIA.....	ANREINV, LLC	Management.....	0.000 ...	Brookfield Wealth Solutions Ltd. NO.....	... 1
. 0408 ...	Brookfield Wealth Solutions Group 00000	36-4814921	121 Village Lots 2/3, Ltd. TX.....	.. NIA.....	ANREINV, LLC	Management.....	0.000 ...	Brookfield Wealth Solutions Ltd. NO.....	... 1
. 0408 ...	Brookfield Wealth Solutions Group 00000	87-3288802	121 Village Corner Development, Ltd. TX.....	.. NIA.....	ANREINV, LLC	Management.....	0.000 ...	Brookfield Wealth Solutions Ltd. NO.....	... 1
. 0408 ...	Brookfield Wealth Solutions Group 00000	99-5016931	American National Assignment Company LLC TX.....	.. NIA.....	American National Insurance Company	Ownership.....	100.000 ...	Brookfield Wealth Solutions Ltd. NO.....	... 1
. 0408 ...	Brookfield Wealth Solutions Group 00000	AE Paces GP, LLC TX.....	.. NIA.....	ANICO Eagle, LLC	Ownership.....	100.000 ...	Brookfield Wealth Solutions Ltd. NO.....	... 1
. 0408 ...	Brookfield Wealth Solutions Group 00000	Griffin Topco LLC DE.....	.. OTH.....	American National Insurance Company	Ownership.....	100.000 ...	Brookfield Wealth Solutions Ltd. NO.....	... 13
. 0408 ...	Brookfield Wealth Solutions Group 00000	Griffin Subco LLC DE.....	.. OTH.....	Griffin Topco LLC	Ownership.....	100.000 ...	Brookfield Wealth Solutions Ltd. NO.....	... 13
. 0408 ...	Brookfield Wealth Solutions Group 00000	AE Livermore GP, LLC TX.....	.. NIA.....	ANICO Eagle, LLC	Ownership.....	100.000 ...	Brookfield Wealth Solutions Ltd. NO.....	... 1
. 0408 ...	Brookfield Wealth Solutions Group 00000	AE Capstone GP, LLC TX.....	.. NIA.....	ANICO Eagle, LLC	Ownership.....	100.000 ...	Brookfield Wealth Solutions Ltd. NO.....	... 1
. 0408 ...	Brookfield Wealth Solutions Group 00000	88-2358395	6500 Paces Arbor Circle LLC DE.....	.. NIA.....	AE Paces GP, LLC	Management.....	0.000 ...	Brookfield Wealth Solutions Ltd. NO.....	... 1
. 0408 ...	Brookfield Wealth Solutions Group 00000	88-2336813	2121 Paces Forest Court LLC DE.....	.. NIA.....	AE Paces GP, LLC	Management.....	0.000 ...	Brookfield Wealth Solutions Ltd. NO.....	... 1
. 0408 ...	Brookfield Wealth Solutions Group 00000	39-2854125	Capstone STS, LLC TX.....	.. NIA.....	AE Capstone GP, LLC	Management.....	0.000 ...	Brookfield Wealth Solutions Ltd. NO.....	... 1
. 0408 ...	Brookfield Wealth Solutions Group 00000	39-3221965	ANICO REO ECR LLC TX.....	.. NIA.....	American National Insurance Company	Ownership.....	100.000 ...	Brookfield Wealth Solutions Ltd. NO.....	... 1
. 0408 ...	Brookfield Wealth Solutions Group 00000	39-4631573	SSH FC LLC TX.....	.. NIA.....	American National Insurance Company	Ownership.....	100.000 ...	Brookfield Wealth Solutions Ltd. NO.....	... 1
. 0408 ...	Brookfield Wealth Solutions Group 00000	39-4683788	SSH H&R LLC TX.....	.. NIA.....	American National Insurance Company	Ownership.....	100.000 ...	Brookfield Wealth Solutions Ltd. NO.....	... 1
. 0408 ...	Brookfield Wealth Solutions Group 92738	42-1153896	American Equity Investment Life Insurance Company IA.....	.. IA.....	American National Group Inc.	Ownership.....	100.000 ...	Brookfield Wealth Solutions Ltd. NO.....	... 1
. 0408 ...	Brookfield Wealth Solutions Group 11135	22-3762465	American Equity Investment Life Insurance Company of New York NY.....	.. IA.....	American Equity Investment Life Insurance Company	Ownership.....	100.000 ...	Brookfield Wealth Solutions Ltd. NO.....	... 1
. 0408 ...	Brookfield Wealth Solutions Group 13183	26-3218907	Eagle Life Insurance Company IA.....	.. IA.....	American Equity Investment Life Insurance Company	Ownership.....	100.000 ...	Brookfield Wealth Solutions Ltd. NO.....	... 1
. 0408 ...	Brookfield Wealth Solutions Group 17189	87-2625017	AEL Re Vermont, Inc. VT.....	.. IA.....	American Equity Investment Life Insurance Company	Ownership.....	100.000 ...	Brookfield Wealth Solutions Ltd. NO.....	... 1
. 0408 ...	Brookfield Wealth Solutions Group 17553	93-3948200	AEL Re Vermont II, Inc. VT.....	.. IA.....	American Equity Investment Life Insurance Company	Ownership.....	100.000 ...	Brookfield Wealth Solutions Ltd. NO.....	... 1
. 0408 ...	Brookfield Wealth Solutions Group 17722	33-1590174	AEL Re Vermont III, Inc. VT.....	.. IA.....	American National Group Inc.	Ownership.....	100.000 ...	Brookfield Wealth Solutions Ltd. NO.....	... 1
. 0408 ...	Brookfield Wealth Solutions Group 71323	75-1168687	Entrada Life Insurance Company AZ.....	.. IA.....	American National Group Inc.	Ownership.....	100.000 ...	Brookfield Wealth Solutions Ltd. NO.....	... 1
. 0408 ...	Brookfield Wealth Solutions Group 00000	27-0413288	AERL, LC IA.....	.. NIA.....	American Equity Investment Life Insurance Company	Ownership.....	100.000 ...	Brookfield Wealth Solutions Ltd. NO.....	... 1
. 0408 ...	Brookfield Wealth Solutions Group 00000	88-0711676	BH JV Multifamily Investors, LLC DE.....	.. NIA.....	American Equity Investment Life Insurance Company	Ownership.....	95.000 ...	Brookfield Wealth Solutions Ltd. NO.....	... 1
. 0408 ...	Brookfield Wealth Solutions Group 00000	Vantage at Westover Parent, LLC DE.....	.. NIA.....	BH JV Multifamily Investors, LLC	Ownership.....	85.600 ...	Brookfield Wealth Solutions Ltd. NO.....	... 1
. 0408 ...	Brookfield Wealth Solutions Group 00000	Stonecastle Apartments Holdings, LLC DE.....	.. NIA.....	BH JV Multifamily Investors, LLC	Ownership.....	80.000 ...	Brookfield Wealth Solutions Ltd. NO.....	... 1
. 0408 ...	Brookfield Wealth Solutions Group 00000	Residential Investment Trust DE.....	.. NIA.....	American Equity Investment Life Insurance Company	Ownership.....	100.000 ...	Brookfield Wealth Solutions Ltd. NO.....	... 1
. 0408 ...	Brookfield Wealth Solutions Group 00000	Residential Investment Trust III DE.....	.. NIA.....	American Equity Investment Life Insurance Company	Ownership.....	100.000 ...	Brookfield Wealth Solutions Ltd. NO.....	... 1
. 0408 ...	Brookfield Wealth Solutions Group 00000	Residential Investment Trust IV DE.....	.. NIA.....	American Equity Investment Life Insurance Company	Ownership.....	100.000 ...	Brookfield Wealth Solutions Ltd. NO.....	... 1

STATEMENT AS OF SEPTEMBER 30, 2025 OF THE AMERICAN NATIONAL LIFE INSURANCE COMPANY OF TEXAS

SCHEDULE Y
PART 1A - DETAILS OF INSURANCE HOLDING COMPANY SYSTEM

1	2	3	4	5	6	7	8	9	10	11	12	13	14	15	16
Group Code	Group Name	NAIC Company Code	ID Number	Federal RSSD	CIK	Name of Securities Exchange if Publicly Traded (U.S. or International)	Names of Parent, Subsidiaries Or Affiliates	Domi-ciliary Location	Relation-ship to Reporting Entity	Directly Controlled by (Name of Entity/Person)	Type of Control (Ownership, Board, Management, Attorney-in-Fact, Influence, Other)	If Control is Owner-ship Provide Percen-tage	Ultimate Controlling Entity(ies)/Person(s)	Is an SCA Filing Re-quired? (Yes/No)	*
. 0408 ...	Brookfield Wealth Solutions Group 00000 ...					Residential Investment Trust –Berm FW DE..... NIA.....	American Equity Investment Life Insurance Company	Ownership.....	.. 100.000 ...	Brookfield Wealth Solutions Ltd. NO.....	... 1
. 0408 ...	Brookfield Wealth Solutions Group 00000 ...					Residential Investment Trust III – Berm FW .	.. DE..... NIA.....	American Equity Investment Life Insurance Company	Ownership.....	.. 100.000 ...	Brookfield Wealth Solutions Ltd. NO.....	... 1
. 0408 ...	Brookfield Wealth Solutions Group 00000 ...					Residential Investment Trust IV – Berm FW DE..... NIA.....	American Equity Investment Life Insurance Company	Ownership.....	.. 100.000 ...	Brookfield Wealth Solutions Ltd. NO.....	... 1
. 0408 ...	Brookfield Wealth Solutions Group 00000 ...					Residential Investment Trust III – Verm FW .	.. DE..... NIA.....	American Equity Investment Life Insurance Company	Ownership.....	.. 100.000 ...	Brookfield Wealth Solutions Ltd. NO.....	... 1
. 0408 ...	Brookfield Wealth Solutions Group 00000 ...					ISQ Ace Fund, LLC DE..... NIA.....	American Equity Investment Life Insurance Company	Ownership.....	.. 98.000 ...	Brookfield Wealth Solutions Ltd. NO.....	... 1
. 0408 ...	Brookfield Wealth Solutions Group 00000 ...	92-1992151 ..				BH JV (Berm FW) Multifamily Investors, LLC .	.. DE..... NIA.....	American Equity Investment Life Insurance Company	Ownership.....	.. 95.000 ...	Brookfield Wealth Solutions Ltd. NO.....	... 1
. 0408 ...	Brookfield Wealth Solutions Group 00000 ...	92-1610110 ..				Ace Fund Holdings LLC DE..... NIA.....	American Equity Investment Life Insurance Company	Ownership.....	.. 92.900 ...	Brookfield Wealth Solutions Ltd. NO.....	... 1
. 0408 ...	Brookfield Wealth Solutions Group 00000 ...					Vantage at Westover Parent, LLC DE..... NIA.....	BH JV (Berm FW) Multifamily Investors, LLC	Ownership.....	.. 14.400 ...	Brookfield Wealth Solutions Ltd. NO.....	... 1
. 0408 ...	Brookfield Wealth Solutions Group 00000 ...					Vantage at Westover Owner, LLC DE..... NIA.....	Vantage at Westover Parent, LLC	Ownership.....	.. 100.000 ...	Brookfield Wealth Solutions Ltd. NO.....	... 1
. 0408 ...	Brookfield Wealth Solutions Group 00000 ...					Stonecastle Apartments Holdings, LLC DE..... NIA.....	BH JV (Berm FW) Multifamily Investors, LLC	Ownership.....	.. 20.000 ...	Brookfield Wealth Solutions Ltd. NO.....	... 1
. 0408 ...	Brookfield Wealth Solutions Group 00000 ...					PBH Stonecastle, LLC DE..... NIA.....	Stonecastle Apartments Holdings, LLC	Ownership.....	.. 100.000 ...	Brookfield Wealth Solutions Ltd. NO.....	... 1
. 0408 ...	Brookfield Wealth Solutions Group 00000 ...	88-4253582 ..				M-A LPI Holdings, LLC DE..... NIA.....	American Equity Investment Life Insurance Company	Ownership.....	.. 84.300 ...	Brookfield Wealth Solutions Ltd. NO.....	... 1
. 0408 ...	Brookfield Wealth Solutions Group 00000 ...					Residential Investment Trust II DE..... NIA.....	Eagle Life Insurance Company	Ownership.....	.. 100.000 ...	Brookfield Wealth Solutions Ltd. NO.....	... 1
. 0408 ...	Brookfield Wealth Solutions Group 00000 ...					Residential Investment Trust III-E DE..... NIA.....	Eagle Life Insurance Company	Ownership.....	.. 100.000 ...	Brookfield Wealth Solutions Ltd. NO.....	... 1
. 0408 ...	Brookfield Wealth Solutions Group 00000 ...					Residential Investment Trust V DE..... NIA.....	Eagle Life Insurance Company	Ownership.....	.. 100.000 ...	Brookfield Wealth Solutions Ltd. NO.....	... 1
. 0408 ...	Brookfield Wealth Solutions Group 00000 ...	88-4253582 ..				M-A LPI Holdings, LLC DE..... NIA.....	Eagle Life Insurance Company	Ownership.....	.. 5.700 ...	Brookfield Wealth Solutions Ltd. NO.....	... 1
. 0408 ...	Brookfield Wealth Solutions Group 00000 ...	88-4247932 ..				M-LPI Resort Holdings, LLC DE..... NIA.....	M-A LPI Holdings, LLC	Ownership.....	.. 80.000 ...	Brookfield Wealth Solutions Ltd. NO.....	... 1
. 0408 ...	Brookfield Wealth Solutions Group 00000 ...	92-1610110 ..				Ace Fund Holdings LLC DE..... NIA.....	Eagle Life Insurance Company	Ownership.....	.. 7.100 ...	Brookfield Wealth Solutions Ltd. NO.....	... 1
. 0408 ...	Brookfield Wealth Solutions Group 00000 ...	92-0856342 ..				M-LPI Resort Owner, LLC DE..... NIA.....	M-LPI Resort Holdings, LLC	Ownership.....	.. 100.000 ...	Brookfield Wealth Solutions Ltd. NO.....	... 1
. 0408 ...	Brookfield Wealth Solutions Group 00000 ...	85-4289437 ..				AE Capital, LLC IA..... NIA.....	American National Group Inc.	Ownership.....	.. 100.000 ...	Brookfield Wealth Solutions Ltd. NO.....	... 1
. 0408 ...	Brookfield Wealth Solutions Group 00000 ...	98-1640447 ..				AXEL Re Bermuda Ltd BMU..... IA.....	American National Group Inc.	Ownership.....	.. 100.000 ...	Brookfield Wealth Solutions Ltd. NO.....	... 1
. 0408 ...	Brookfield Wealth Solutions Group 00000 ...	42-6593040 ..				American Equity Capital Trust II DE..... NIA.....	American National Group Inc.	Ownership.....	.. 100.000 ...	Brookfield Wealth Solutions Ltd. NO.....	... 1
. 0408 ...	Brookfield Wealth Solutions Group 00000 ...	42-1461598 ..				American Equity Investment Properties, L.C. .	.. IA..... NIA.....	American National Group Inc.	Ownership.....	.. 100.000 ...	Brookfield Wealth Solutions Ltd. NO.....	... 1
. 0408 ...	Brookfield Wealth Solutions Group 00000 ...	86-1532673 ..				High Trestle Investment Management, LLC IA..... NIA.....	American National Group Inc.	Ownership.....	.. 100.000 ...	Brookfield Wealth Solutions Ltd. NO.....	... 1
. 0408 ...	Brookfield Wealth Solutions Group 00000 ...	88-3749240 ..				North Wolf Bay Holdings, LLC DE..... NIA.....	American National Group Inc.	Ownership.....	.. 100.000 ...	Brookfield Wealth Solutions Ltd. NO.....	... 1
. 0408 ...	Brookfield Wealth Solutions Group 00000 ...	87-2713076 ..				NC Securities Holdco, LLC NC..... NIA.....	American National Group Inc.	Ownership.....	.. 100.000 ...	Brookfield Wealth Solutions Ltd. NO.....	... 1
. 0408 ...	Brookfield Wealth Solutions Group 00000 ...	88-3743138 ..				PXRE Financial Services, LLC NC..... NIA.....	NC Securities Holdco, LLC	Ownership.....	.. 100.000 ...	Brookfield Wealth Solutions Ltd. NO.....	... 1
. 0408 ...	Brookfield Wealth Solutions Group 00000 ...	98-0214719 ..				Argo Group International Holdings, Inc. DE..... NIA.....	BNRE Triangle Acquisition Inc.	Ownership.....	.. 100.000 ...	Brookfield Wealth Solutions Ltd. NO.....	... 1
. 0408 ...	Brookfield Wealth Solutions Group 00000 ...	30-6079295 ..				PXRE Capital Statutory Trust II CT..... OTH.....	Argo Group International Holdings, Inc. ...	Ownership.....	.. 100.000 ...	Brookfield Wealth Solutions Ltd. NO.....	... 1
. 0408 ...	Brookfield Wealth Solutions Group 00000 ...	30-6078985 ..				PXRE Capital Statutory Trust VI DE..... OTH.....	Argo Group International Holdings, Inc. ...	Ownership.....	.. 100.000 ...	Brookfield Wealth Solutions Ltd. NO.....	... 1
. 0408 ...	Brookfield Wealth Solutions Group 00000 ...	98-0518572 ..				Argo Re Ltd. BMU..... IA.....	Argo Group International Holdings, Inc. ...	Ownership.....	.. 100.000 ...	Brookfield Wealth Solutions Ltd. NO.....	... 1
. 0408 ...	Brookfield Wealth Solutions Group 00000 ...	98-0214301 ..				PXRE Reinsurance (Barbados), Ltd. BRB..... NIA.....	Argo Re Ltd.	Ownership.....	.. 100.000 ...	Brookfield Wealth Solutions Ltd. NO.....	... 1
. 0408 ...	Brookfield Wealth Solutions Group 00000 ...					Argo Re Escritório de Representação no Brasil Ltda. BRA..... NIA.....	Argo Re Ltd.	Ownership.....	.. 100.000 ...	Brookfield Wealth Solutions Ltd. NO.....	... 1
. 0408 ...	Brookfield Wealth Solutions Group 00000 ...					Argo Insurance Services Bermuda, Ltd. BMU..... NIA.....	Argo Re Ltd.	Ownership.....	.. 100.000 ...	Brookfield Wealth Solutions Ltd. NO.....	... 1
. 0408 ...	Brookfield Wealth Solutions Group 00000 ...					Argo International Holdings Limited GBR..... NIA.....	Argo Re Ltd.	Ownership.....	.. 100.000 ...	Brookfield Wealth Solutions Ltd. NO.....	... 1
. 0408 ...	Brookfield Wealth Solutions Group 00000 ...					ArgoGlobal Assicurazioni S.p.A. ITA..... IA.....	Argo International Holdings Limited	Ownership.....	.. 100.000 ...	Brookfield Wealth Solutions Ltd. NO.....	... 1
. 0408 ...	Brookfield Wealth Solutions Group 00000 ...	06-1183996 ..				Argo Group US, Inc. DE..... NIA.....	Argo Re Ltd.	Ownership.....	.. 100.000 ...	Brookfield Wealth Solutions Ltd. NO.....	... 1
. 0408 ...	Brookfield Wealth Solutions Group 00000 ...	74-6527228 ..				Argonaut Group Statutory Trust CT..... OTH.....	Argo Group US, Inc.	Ownership.....	.. 100.000 ...	Brookfield Wealth Solutions Ltd. NO.....	... 1
. 0408 ...	Brookfield Wealth Solutions Group 00000 ...					Argonaut Group Statutory Trust III DE..... OTH.....	Argo Group US, Inc.	Ownership.....	.. 100.000 ...	Brookfield Wealth Solutions Ltd. NO.....	... 1
. 0408 ...	Brookfield Wealth Solutions Group 00000 ...					Argonaut Group Statutory Trust IV DE..... OTH.....	Argo Group US, Inc.	Ownership.....	.. 100.000 ...	Brookfield Wealth Solutions Ltd. NO.....	... 1

SCHEDULE Y
PART 1A - DETAILS OF INSURANCE HOLDING COMPANY SYSTEM

1	2	3	4	5	6	7	8	9	10	11	12	13	14	15	16
Group Code	Group Name	NAIC Company Code	ID Number	Federal RSSD	CIK	Name of Securities Exchange if Publicly Traded (U.S. or International)	Names of Parent, Subsidiaries Or Affiliates	Domi-ciliary Loca-tion	Relation-ship to Reporting Entity	Directly Controlled by (Name of Entity/Person)	Type of Control (Ownership, Board, Management, Attorney-in-Fact, Influence, Other)	If Control is Owner-ship Provide Percen-tage	Ultimate Controlling Entity(ies)/Person(s)	Is an SCA Filing Re-quired? (Yes/No)	*
. 0408 ...	Brookfield Wealth Solutions Group 00000	Argonaut Group Statutory Trust V DE..... OTH.....	Argo Group US, Inc.	Ownership.....	100.000 ...	Brookfield Wealth Solutions Ltd. NO..... 1
. 0408 ...	Brookfield Wealth Solutions Group 00000	Argonaut Group Statutory Trust VI CT..... OTH.....	Argo Group US, Inc.	Ownership.....	100.000 ...	Brookfield Wealth Solutions Ltd. NO..... 1
. 0408 ...	Brookfield Wealth Solutions Group 00000	Argonaut Group Statutory Trust VII DE..... OTH.....	Argo Group US, Inc.	Ownership.....	100.000 ...	Brookfield Wealth Solutions Ltd. NO..... 1
. 0408 ...	Brookfield Wealth Solutions Group 00000	Argonaut Group Statutory Trust VIII DE..... OTH.....	Argo Group US, Inc.	Ownership.....	100.000 ...	Brookfield Wealth Solutions Ltd. NO..... 1
. 0408 ...	Brookfield Wealth Solutions Group 00000	Argonaut Group Statutory Trust IX DE..... OTH.....	Argo Group US, Inc.	Ownership.....	100.000 ...	Brookfield Wealth Solutions Ltd. NO..... 1
. 0408 ...	Brookfield Wealth Solutions Group 00000	Argonaut Group Statutory Trust X DE..... OTH.....	Argo Group US, Inc.	Ownership.....	100.000 ...	Brookfield Wealth Solutions Ltd. NO..... 1
. 0408 ...	Brookfield Wealth Solutions Group 00000	74-2999179	BP&C Shared Services, Inc. DE..... OTH.....	Argo Group US, Inc.	Ownership.....	100.000 ...	Brookfield Wealth Solutions Ltd. NO..... 1
. 0408 ...	Brookfield Wealth Solutions Group 12600	20-1991050	ARIS Title Insurance Corporation NY..... IA.....	Argo Group US, Inc.	Ownership.....	100.000 ...	Brookfield Wealth Solutions Ltd. NO..... 1
. 0408 ...	Brookfield Wealth Solutions Group 00000	74-2948177	Trident Insurance Services, L.L.C. TX..... NIA.....	Argo Group US, Inc.	Ownership.....	100.000 ...	Brookfield Wealth Solutions Ltd. NO..... 1
. 0408 ...	Brookfield Wealth Solutions Group 00000	04-2442943	Alteris Insurance Services, Inc. MA..... NIA.....	Argo Group US, Inc.	Ownership.....	100.000 ...	Brookfield Wealth Solutions Ltd. NO..... 1
. 0408 ...	Brookfield Wealth Solutions Group 19801	94-1390273	Argonaut Insurance Company NE..... IA.....	Argo Group US, Inc.	Ownership.....	100.000 ...	Brookfield Wealth Solutions Ltd. NO..... 1
. 0408 ...	Brookfield Wealth Solutions Group 19828	36-2489372	Argonaut-Midwest Insurance Company NE..... IA.....	Argonaut Insurance Company	Ownership.....	100.000 ...	Brookfield Wealth Solutions Ltd. NO..... 1
. 0408 ...	Brookfield Wealth Solutions Group 39993	54-1423096	Colony Insurance Company NE..... IA.....	Argonaut Insurance Company	Ownership.....	100.000 ...	Brookfield Wealth Solutions Ltd. NO..... 1
. 0408 ...	Brookfield Wealth Solutions Group 36927	34-1266871	Colony Specialty Insurance Company NE..... IA.....	Colony Insurance Company	Ownership.....	100.000 ...	Brookfield Wealth Solutions Ltd. NO..... 1
. 0408 ...	Brookfield Wealth Solutions Group 35505	25-1620138	Rockwood Casualty Insurance Company PA..... IA.....	Argo Group US, Inc.	Ownership.....	100.000 ...	Brookfield Wealth Solutions Ltd. NO..... 1
. 0408 ...	Brookfield Wealth Solutions Group 10726	23-2904771	Somerset Casualty Insurance Company PA..... IA.....	Rockwood Casualty Insurance Company	Ownership.....	100.000 ...	Brookfield Wealth Solutions Ltd. NO..... 1

Asterisk	Explanation
1	Bruce Flatt is an ultimate controlling person.
2	BNT Partners Trust owns 100% of the Class B Limited Voting Shares of Brookfield Wealth Solutions Ltd.
3	Investment Special Purpose Vehicle

STATEMENT AS OF SEPTEMBER 30, 2025 OF THE AMERICAN NATIONAL LIFE INSURANCE COMPANY OF TEXAS

SUPPLEMENTAL EXHIBITS AND SCHEDULES INTERROGATORIES

The following supplemental reports are required to be filed as part of your statement filing. However, in the event that your company does not transact the type of business for which the special report must be filed, your response of NO to the specific interrogatory will be accepted in lieu of filing a "NONE" report and a bar code will be printed below. If the supplement is required of your company but is not being filed for whatever reason enter SEE EXPLANATION and provide an explanation following the interrogatory questions.

	Response
1. Will the Trusteed Surplus Statement be filed with the state of domicile and the NAIC with this statement?	NO
2. Will the Medicare Part D Coverage Supplement be filed with the state of domicile and the NAIC with this statement?	NO
3. Will the Reasonableness of Assumptions Certification required by Actuarial Guideline XXXV be filed with the state of domicile and electronically with the NAIC?	NO
4. Will the Reasonableness and Consistency of Assumptions Certification required by Actuarial Guideline XXXV be filed with the state of domicile and electronically with the NAIC?	NO
5. Will the Reasonableness of Assumptions Certification for Implied Guaranteed Rate Method required by Actuarial Guideline XXXVI be filed with the state of domicile and electronically with the NAIC?	NO
6. Will the Reasonableness and Consistency of Assumptions Certification required by Actuarial Guideline XXXVI (Updated Average Market Value) be filed with the state of domicile and electronically with the NAIC?	NO
7. Will the Reasonableness and Consistency of Assumptions Certification required by Actuarial Guideline XXXVI (Updated Market Value) be filed with the state of domicile and electronically with the NAIC?	NO
8. Will the Life PBR Statement of Exemption be filed with the state of domicile by July 1st and electronically with the NAIC with the second quarterly filing per the Valuation Manual (by August 15)? (2nd Quarter Only) The response for 1st and 3rd quarters should be N/A. A NO response resulting with a bar code is only appropriate in the 2nd quarter. In the case of an ongoing statement of exemption, enter "SEE EXPLANATION" and provide as an explanation that the company is utilizing an ongoing statement of exemption.	N/A

AUGUST FILING


9. Will the regulator-only (non-public) Communication of Internal Control Related Matters Noted in Audit be filed with the state of domicile and electronically with the NAIC (as a regulator-only non-public document) by August 1? The response for 1st and 3rd quarters should be N/A. A NO response resulting with a bar code is only appropriate in the 2nd quarter.	N/A
--	-----

Explanation:

- 1.
- 2.
- 3.
- 4.
- 5.
- 6.
- 7.

Bar Code:

- 1. Trusteed Surplus Statement [Document Identifier 490]
- 2. Medicare Part D Coverage Supplement [Document Identifier 365]
- 3. Reasonableness of Assumptions Certification required by Actuarial Guideline XXXV [Document Identifier 445]
- 4. Reasonableness and Consistency of Assumptions Certification required by Actuarial Guideline XXXV [Document Identifier 446]
- 5. Reasonableness of Assumptions Certification for Implied Guaranteed Rate Method required by Actuarial Guideline XXXVI [Document Identifier 447]
- 6. Reasonableness and Consistency of Assumptions Certification required by Actuarial Guideline XXXVI [Document Identifier 448]
- 7. Reasonableness and Consistency of Assumptions Certification required by Actuarial Guideline XXXVI (Updated Market Value) [Document Identifier 449]



NONE

SCHEDULE A - VERIFICATION

Real Estate

	1	2
	Year to Date	Prior Year Ended December 31
1. Book/adjusted carrying value, December 31 of prior year		
2. Cost of acquired:		
2.1 Actual cost at time of acquisition		
2.2 Additional investment made after acquisition		
3. Current year change in encumbrances		
4. Total gain (loss) on disposals		
5. Deduct amounts received on disposals		
6. Total foreign exchange change in book/adjusted carrying value		
7. Deduct current year's other than temporary impairment recognized		
8. Deduct current year's depreciation		
9. Book/adjusted carrying value at the end of current period (Lines 1+2+3+4-5+6-7-8)		
10. Deduct total nonadmitted amounts		
11. Statement value at end of current period (Line 9 minus Line 10)		

SCHEDULE B - VERIFICATION

Mortgage Loans

	1	2
	Year to Date	Prior Year Ended December 31
1. Book value/recorded investment excluding accrued interest, December 31 of prior year		
2. Cost of acquired:		
2.1 Actual cost at time of acquisition		
2.2 Additional investment made after acquisition		
3. Capitalized deferred interest and other		
4. Accrual of discount		
5. Unrealized valuation increase/(decrease)		
6. Total gain (loss) on disposals		
7. Deduct amounts received on disposals		
8. Deduct amortization of premium and mortgage interest paid and commitment fees		
9. Total foreign exchange change in book value/recorded investment excluding accrued interest		
10. Deduct current year's other than temporary impairment recognized		
11. Book value/recorded investment excluding accrued interest at end of current period (Lines 1+2+3+4+5+6-7-8+9-10)		
12. Total valuation allowance		
13. Subtotal (Line 11 plus Line 12)		
14. Deduct total nonadmitted amounts		
15. Statement value at end of current period (Line 13 minus Line 14)		

SCHEDULE BA - VERIFICATION

Other Long-Term Invested Assets

	1	2
	Year to Date	Prior Year Ended December 31
1. Book/adjusted carrying value, December 31 of prior year		2,800,000
2. Cost of acquired:		
2.1 Actual cost at time of acquisition		
2.2 Additional investment made after acquisition		5,168,780
3. Capitalized deferred interest and other		
4. Accrual of discount		
5. Unrealized valuation increase/(decrease)		
6. Total gain (loss) on disposals		(40,015)
7. Deduct amounts received on disposals		7,890,000
8. Deduct amortization of premium, depreciation and proportional amortization		38,765
9. Total foreign exchange change in book/adjusted carrying value		
10. Deduct current year's other than temporary impairment recognized		
11. Book/adjusted carrying value at end of current period (Lines 1+2+3+4+5+6-7-8+9-10)		
12. Deduct total nonadmitted amounts		
13. Statement value at end of current period (Line 11 minus Line 12)		

SCHEDULE D - VERIFICATION

Bonds and Stocks

	1	2
	Year to Date	Prior Year Ended December 31
1. Book/adjusted carrying value of bonds and stocks, December 31 of prior year	17,608,935	77,217,954
2. Cost of bonds and stocks acquired	676,463	246,668
3. Accrual of discount	20,896	33,295
4. Unrealized valuation increase/(decrease)	36,923	67,871
5. Total gain (loss) on disposals	(327)	(4,372,926)
6. Deduct consideration for bonds and stocks disposed of	2,015,200	55,377,639
7. Deduct amortization of premium	13,403	206,288
8. Total foreign exchange change in book/adjusted carrying value		
9. Deduct current year's other than temporary impairment recognized		
10. Total investment income recognized as a result of prepayment penalties and/or acceleration fees		
11. Book/adjusted carrying value at end of current period (Lines 1+2+3+4+5-6-7+8-9+10)	16,314,287	17,608,935
12. Deduct total nonadmitted amounts		
13. Statement value at end of current period (Line 11 minus Line 12)	16,314,287	17,608,935

STATEMENT AS OF SEPTEMBER 30, 2025 OF THE AMERICAN NATIONAL LIFE INSURANCE COMPANY OF TEXAS

SCHEDULE D - PART 1B

Showing the Acquisitions, Dispositions and Non-Trading Activity
During the Current Quarter for all Bonds and Preferred Stock by NAIC Designation

NAIC Designation	1 Book/Adjusted Carrying Value Beginning of Current Quarter	2 Acquisitions During Current Quarter	3 Dispositions During Current Quarter	4 Non-Trading Activity During Current Quarter	5 Book/Adjusted Carrying Value End of First Quarter	6 Book/Adjusted Carrying Value End of Second Quarter	7 Book/Adjusted Carrying Value End of Third Quarter	8 Book/Adjusted Carrying Value December 31 Prior Year
ISSUER CREDIT OBLIGATIONS (ICO)								
1. NAIC 1 (a)	9,828,606			2,422	8,718,750	9,828,606	9,831,028	9,152,622
2. NAIC 2 (a)	3,751,190			(516)	5,748,624	3,751,190	3,750,674	5,748,598
3. NAIC 3 (a)								
4. NAIC 4 (a)								
5. NAIC 5 (a)								
6. NAIC 6 (a)								
7. Total ICO	13,579,796			1,906	14,467,374	13,579,796	13,581,702	14,901,220
ASSET-BACKED SECURITIES (ABS)								
8. NAIC 1	704,372		15,200	2,209	703,435	704,372	691,381	703,435
9. NAIC 2								
10. NAIC 3								
11. NAIC 4								
12. NAIC 5								
13. NAIC 6								
14. Total ABS	704,372		15,200	2,209	703,435	704,372	691,381	703,435
PREFERRED STOCK								
15. NAIC 1								
16. NAIC 2								
17. NAIC 3								
18. NAIC 4								
19. NAIC 5								
20. NAIC 6								
21. Total Preferred Stock								
22. Total ICO, ABS & Preferred Stock	14,284,168		15,200	4,115	15,170,809	14,284,168	14,273,083	15,604,655

(a) Book/Adjusted Carrying Value column for the end of the current reporting period includes the following amount of short-term and cash equivalent bonds by NAIC designation:

NAIC 1 \$; NAIC 2 \$; NAIC 3 \$ NAIC 4 \$; NAIC 5 \$; NAIC 6 \$

SCHEDULE DA - PART 1

Short-Term Investments

	1	2	3	4	5
	Book/Adjusted Carrying Value	Prior Year Value	Actual Cost	Interest Collected Year-to-Date	Paid for Accrued Interest Year-to-Date
7709999999 Totals		XX			

NONE

SCHEDULE DA - VERIFICATION

Short-Term Investments

	1	2
	Year To Date	Prior Year Ended December 31
1. Book/adjusted carrying value, December 31 of prior year		3,990,000
2. Cost of short-term investments acquired		179,378,493
3. Accrual of discount		721,507
4. Unrealized valuation increase/(decrease)		
5. Total gain (loss) on disposals		
6. Deduct consideration received on disposals		184,090,000
7. Deduct amortization of premium		
8. Total foreign exchange change in book/adjusted carrying value		
9. Deduct current year's other than temporary impairment recognized		
10. Book/adjusted carrying value at end of current period (Lines 1+2+3+4+5-6-7+8-9)		
11. Deduct total nonadmitted amounts		
12. Statement value at end of current period (Line 10 minus Line 11)		

Schedule DB - Part A - Verification - Options, Caps, Floors, Collars, Swaps and Forwards

N O N E

Schedule DB - Part B - Verification - Futures Contracts

N O N E

Schedule DB - Part C - Section 1 - Replication (Synthetic Asset) Transactions (RSATs) Open

N O N E

Schedule DB-Part C-Section 2-Reconciliation of Replication (Synthetic Asset) Transactions Open

N O N E

Schedule DB - Verification - Book/Adjusted Carrying Value, Fair Value and Potential Exposure of
Derivatives

N O N E

SCHEDULE E - PART 2 - VERIFICATION

(Cash Equivalents)

	1	2
	Year To Date	Prior Year Ended December 31
1. Book/adjusted carrying value, December 31 of prior year	2,451,948	40,249,312
2. Cost of cash equivalents acquired	14,252,863	787,210,258
3. Accrual of discount		1,263,718
4. Unrealized valuation increase/(decrease)		
5. Total gain (loss) on disposals		89,439
6. Deduct consideration received on disposals	15,620,537	826,271,758
7. Deduct amortization of premium		89,021
8. Total foreign exchange change in book/adjusted carrying value		
9. Deduct current year's other than temporary impairment recognized		
10. Book/adjusted carrying value at end of current period (Lines 1+2+3+4+5-6-7+8-9)	1,084,274	2,451,948
11. Deduct total nonadmitted amounts		
12. Statement value at end of current period (Line 10 minus Line 11)	1,084,274	2,451,948

Schedule A - Part 2 - Real Estate Acquired and Additions Made

N O N E

Schedule A - Part 3 - Real Estate Disposed

N O N E

Schedule B - Part 2 - Mortgage Loans Acquired and Additions Made

N O N E

Schedule B - Part 3 - Mortgage Loans Disposed, Transferred or Repaid

N O N E

Schedule BA - Part 2 - Other Long-Term Invested Assets Acquired and Additions Made

N O N E

Schedule BA - Part 3 - Other Long-Term Invested Assets Disposed, Transferred or Repaid

N O N E

Schedule D - Part 3 - Long-Term Bonds and Stocks Acquired

N O N E

STATEMENT AS OF SEPTEMBER 30, 2025 OF THE American National Life Insurance Company of Texas

SCHEDULE D - PART 4

Show All Long-Term Bonds and Stock Sold, Redeemed or Otherwise Disposed of During the Current Quarter

1	2		3	4	5	6	7	8	9	Change In Book/Adjusted Carrying Value					15	16	17	18	19	20	21	
	CUSIP Ident- ification	Description	Disposal Date	Name of Purchaser	Number of Shares of Stock	Consid- eration	Par Value	Actual Cost	Prior Year Book/ Adjusted Carrying Value	10 Unrealized Valuation Increase/ (Decrease)	11 Current Year's (Amor- tization)/ Accretion	12 Current Year's Other Than Temporary Impairment Recog- nized	13 Total Change in Book/ Adjusted Carrying Value (10 + 11 - 12)	14 Total Foreign Exchange Change in Book /Adjusted Carrying Value	Book/ Adjusted Carrying Value at Disposal Date	Foreign Exchange Gain (Loss) on Disposal	Realized Gain (Loss) on Disposal	Total Gain (Loss) on Disposal	Bond Interest/ Stock Dividends Received During Year	Stated Con- tractual Maturity Date	NAIC Desig- nation, NAIC Desig- nation Modifier and SVO Admini- strative Symbol	
0489999999. Total - Issuer Credit Obligations (Unaffiliated)																				XXX	XXX	
0499999999. Total - Issuer Credit Obligations (Affiliated)																				XXX	XXX	
0509999997. Total - Issuer Credit Obligations - Part 4																				XXX	XXX	
0509999998. Total - Issuer Credit Obligations - Part 5						XXX	XXX	XXX	XXX	XXX	XXX	XXX	XXX	XXX	XXX	XXX	XXX	XXX	XXX	XXX	XXX	XXX
0509999999. Total - Issuer Credit Obligations																				XXX	XXX	
..055531-AG-2	BLP 23IND D - CMBS	08/15/2025	Paydown			7,305	7,305	7,287	7,287		18		18		7,305				373	03/15/2040	1.A	
..055531-AJ-6	BLP 23IND E - CMBS	08/15/2025	Paydown			7,895	7,895	7,816	7,816		79		79		7,895				444	03/15/2040	1.A	
1079999999. Subtotal - Asset-Backed Securities - Financial Asset-Backed - Self-Liquidating - Non-Agency Commercial Mortgage-Backed Securities (Unaffiliated)						15,200	15,200	15,103	15,103		97		97		15,200				817	XXX	XXX	
1889999999. Total - Asset-Backed Securities (Unaffiliated)						15,200	15,200	15,103	15,103		97		97		15,200				817	XXX	XXX	
1899999999. Total - Asset-Backed Securities (Affiliated)																				XXX	XXX	
1909999997. Total - Asset-Backed Securities - Part 4						15,200	15,200	15,103	15,103		97		97		15,200				817	XXX	XXX	
1909999998. Total - Asset-Backed Securities - Part 5						XXX	XXX	XXX	XXX	XXX	XXX	XXX	XXX	XXX	XXX	XXX	XXX	XXX	XXX	XXX	XXX	XXX
1909999999. Total - Asset-Backed Securities						15,200	15,200	15,103	15,103		97		97		15,200				817	XXX	XXX	
2009999999. Total - Issuer Credit Obligations and Asset-Backed Securities						15,200	15,200	15,103	15,103		97		97		15,200				817	XXX	XXX	
4509999997. Total - Preferred Stocks - Part 4							XXX													XXX	XXX	
4509999998. Total - Preferred Stocks - Part 5						XXX	XXX	XXX	XXX	XXX	XXX	XXX	XXX	XXX	XXX	XXX	XXX	XXX	XXX	XXX	XXX	XXX
4509999999. Total - Preferred Stocks							XXX													XXX	XXX	
5989999997. Total - Common Stocks - Part 4							XXX													XXX	XXX	
5989999998. Total - Common Stocks - Part 5						XXX	XXX	XXX	XXX	XXX	XXX	XXX	XXX	XXX	XXX	XXX	XXX	XXX	XXX	XXX	XXX	XXX
5989999999. Total - Common Stocks							XXX													XXX	XXX	
5999999999. Total - Preferred and Common Stocks							XXX													XXX	XXX	
6009999999 - Totals						15,200	XXX	15,103	15,103		97		97		15,200				817	XXX	XXX	

Schedule DB - Part A - Section 1 - Options, Caps, Floors, Collars, Swaps and Forwards Open

N O N E

Schedule DB - Part B - Section 1 - Futures Contracts Open

N O N E

Schedule DB - Part B - Section 1B - Brokers with whom cash deposits have been made

N O N E

Schedule DB - Part D - Section 1 - Counterparty Exposure for Derivative Instruments Open

N O N E

Schedule DB - Part D-Section 2 - Collateral for Derivative Instruments Open - Pledged By

N O N E

Schedule DB - Part D-Section 2 - Collateral for Derivative Instruments Open - Pledged To

N O N E

Schedule DB - Part E - Derivatives Hedging Variable Annuity Guarantees

N O N E

Schedule DL - Part 1 - Reinvested Collateral Assets Owned

N O N E

Schedule DL - Part 2 - Reinvested Collateral Assets Owned

N O N E

SCHEDULE E - PART 2 - CASH EQUIVALENTS

[illegible]